


# St. John Police Department



## 2002 Yearly Report

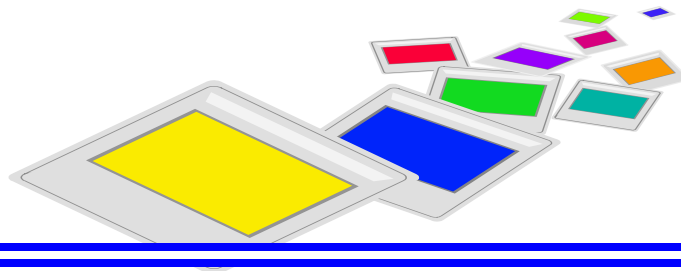




# 2003 YEAR END REPORT TABLE OF CONTENTS

## 5-YEAR COMPARISON 1999-2003

1.	Total Gas Cost / Mileage – 1998 / 2002 .....	1
2.	Traffic Report by Officer - Tickets / Warnings – 2002 / 2003 .....	2
3.	Yearly Average per Full-Time Patrol Officer – Tickets / Warnings .....	2
4.	Total Violations - Traffic / Parking / Warnings – 1999 / 2003 .....	2
5.	Traffic / Parking Violations – 1999 / 2003 Graph .....	3
6.	Written Warnings – 1999 / 2003 Graph .....	3
7.	Traffic Ticket Statistical Report – 2003 .....	4
8.	Racial Profile Report by Officer – Year 2003 .....	5-6
8.	Total Adult Arrest Record - Misdemeanor & Felony – 1999 – 2003 .....	7
9.	Total Adult Officer Arrests – 2002 / 2003 .....	7
10.	Reported Crimes by Type – 1999 / 2003 .....	8
11.	Total Reported Crimes – 1999 – 2003 Graph .....	9
12.	Total Incidents By Classifications - 2003 .....	9-12
12.	Total Incidents – 1998 / 2002 Graph .....	12
13.	Total Traffic Crashes – 2002 / 2003 .....	12
13.	Crash Statistical Report – Year 2003 .....	13
14.	Crash Statistical Report – Year 2002 .....	14
15.	Crash Statistical Report by Type, Location & Cause – 2003 / 2002 ...	15-16
16.	Training By Officer for Year 2003 .....	17



February 11, 2003

## *Message From the Chief . . .*

*I am pleased and honored to present the 2002 Annual Report of the St. John Police Department. In review, Year 2002 tells us that our agency and its members have continued to make progress in enforcing the laws and improving the quality of life for the citizens of St. John. As in years past, we are guided by our Value Statements and our Organizational Values.*

*The St. John Police Department has a dedicated group of individuals supported by a great Police Commission and Town Council. The officers work day in and day out to protect the citizens of St. John. Our members realize that in order to enforce the laws, partnerships need to be formed and maintained. Our members have developed and maintained programs that leave positive effects on the community. As the community grows, so do the calls for service. Service calls increased 6%, but the crime rate only went up 1-1/2%.*

*The Triple A Motor Club honored the St. John Police Department in the Year 2002 and awarded the Gold Plaque for the best in the Midwest in reducing accidents for a small size police department.*

*In conclusion, our community expects and deserves an exceptional Police Department. I strongly believe that the quality of men and women of the St. John Police Department meets the community's expectations and will continue to do so in the future.*

*Sincerely,*

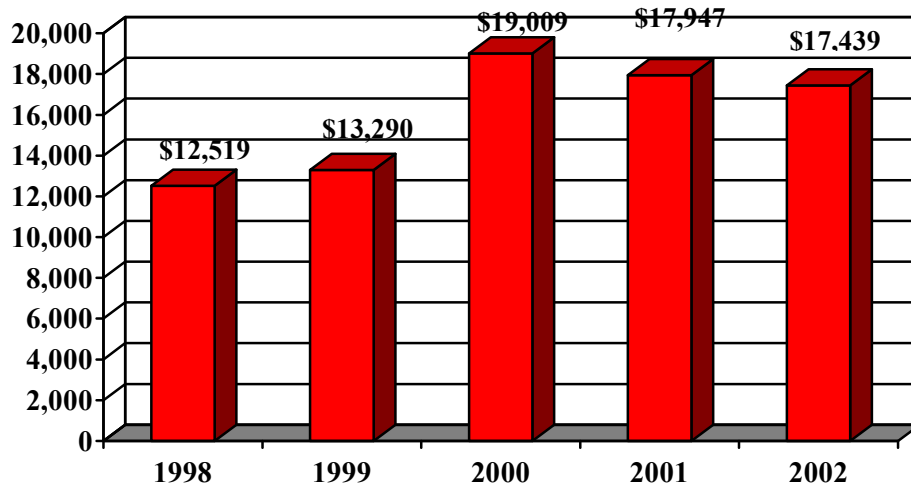
*Joseph J. Guzik, Jr.  
Chief of Police*

JJG:jmk

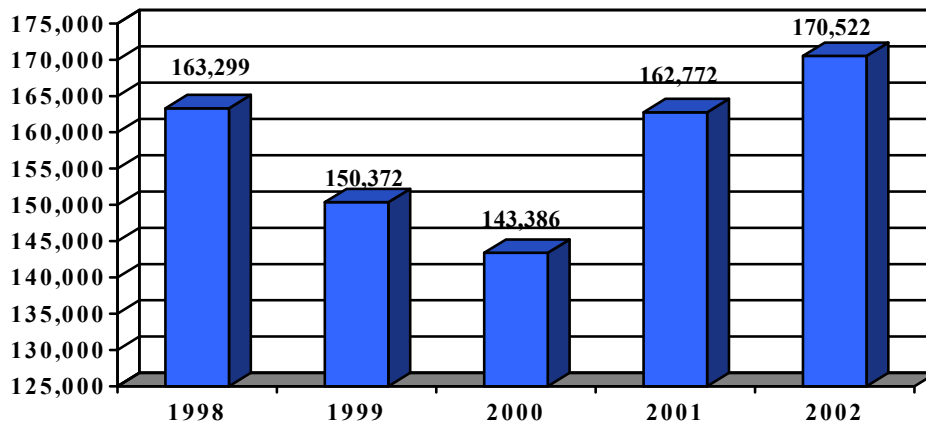
**2002 YEAR END REPORT**

<b>TOTAL GAS COST / MILEAGE</b>					
	<b>1998</b>	<b>1999</b>	<b>2000</b>	<b>2001</b>	<b>2002</b>
Total Gas Cost	\$12,518.94	\$13,290.43	\$19,009.16	\$17,947.57	\$17,439.36
Total Mileage	163,299	150,372	143,386	162,772	170,522

**TOTAL GAS COST – 1998 – 2002**



**TOTAL MILEAGE -- 1998-2002**

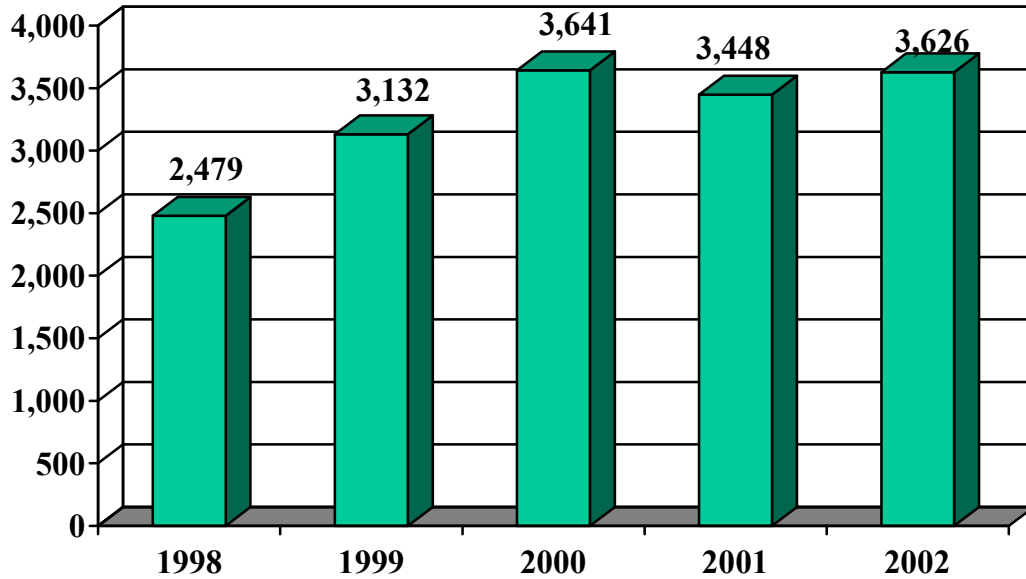


<b>TRAFFIC REPORT</b>				
<b>Officer</b>	<b>Year 2001 Tickets</b>	<b>Year 2002 Tickets</b>	<b>Year 2001 Warnings</b>	<b>Year 2002 Warnings</b>
Chief J. Guzik	0	0	8	6
Sgt. F. Chapranda	157	182	52	57
Sgt. M. Fryzel	176	156	68	25
Cpl. R. Conaway	294	291	141	74
Cpl. D. Demeter	383	384	156	118
Ofc. E. Andersen	21	44	2	11
Ofc. J. Dahlin	274	321	76	74
Ofc. T. Gardenhire	297	290	94	80
Ofc. R. Kouder	247	164	62	35
Ofc. D. Poston	276	282	68	82
Ofc. S. Rudzinski	379	346	195	130
Ofc. B. Sidenbender	418	191	79	23
Ofc. J. Turturillo	417	305	121	77
R. Ofc. S. Flores	43	185	17	66
R. Ofc. S. Havlin	40	35	9	10
R. Ofc. P. Larson	4	0	4	0
R. Ofc. J. O'Leary	1	20	7	20
R. Ofc. P. O'Neill	2	12	13	18
R. Ofc. S. Poirier	17	55	15	41
R. Ofc. T. Smith	2	309	16	190
R. Ofc. N. Stamate	0	54	6	44
<b>TOTAL:</b>	<b>3448</b>	<b>3626</b>	<b>1209</b>	<b>1181</b>
<b>TOTAL AFTER SUBTRACTING HIGHLIGHTED NUMBERS:</b>	<b>2985</b>	<b>2574</b>	<b>992</b>	<b>693</b>

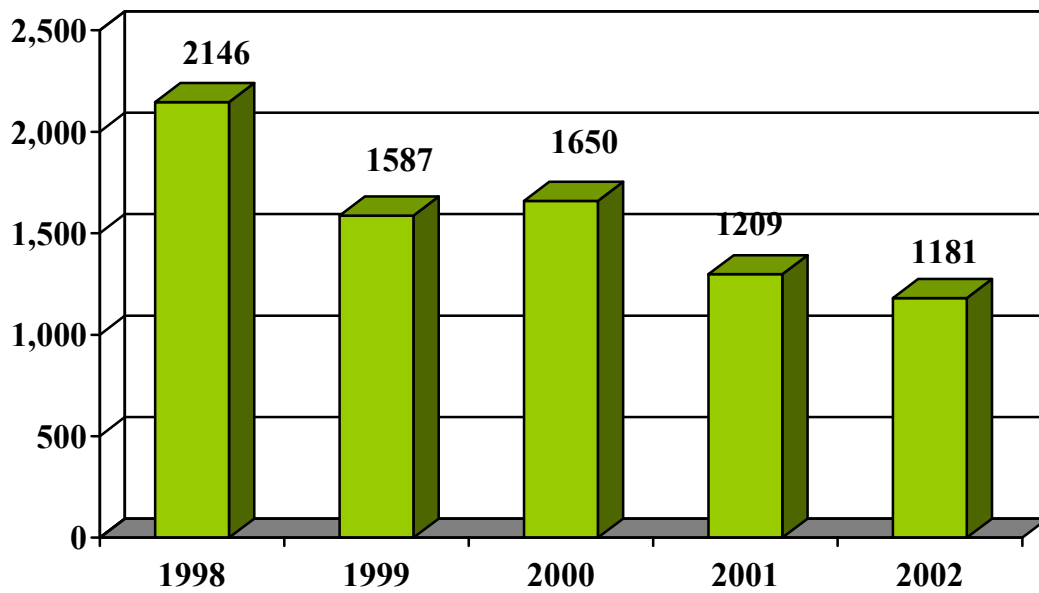
<b>YEARLY AVERAGE PER FULL-TIME PATROL OFFICER</b>		
(The numbers highlighted in yellow in the Traffic Report were deducted from the year-end totals and then divided by the number 9 to provide an average for full-time patrol officer.)		
	<b>2001</b>	<b>2002</b>
Tickets	332	286
Warnings	110	77

<b>TOTAL VIOLATIONS / WARNINGS</b>					
	1998	1999	2000	2001	2002
Traffic / Parking Violations	2479	3132	3641	3448	3626
Written Warnings	2146	1587	1650	1209	1181

TRAFFIC / PARKING VIOLATIONS -- 1998-2002



WRITTEN WARNINGS -- 1998-2002



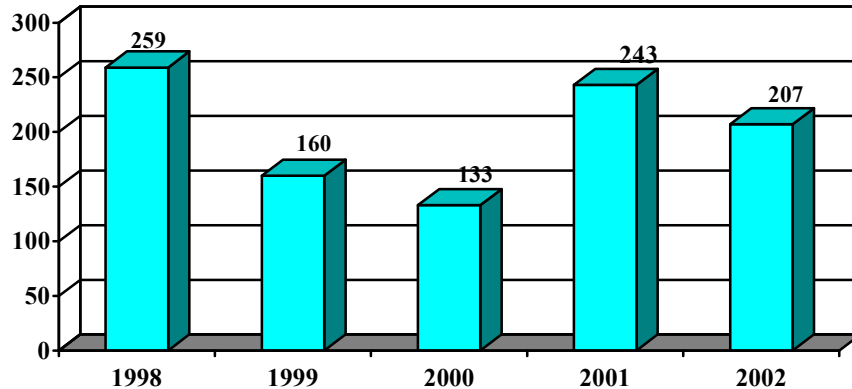


RACIAL PROFILE REPORT BY OFFICER – 01-01-2002 TO 12-31-2002



RACIAL PROFILE REORT BY OFFICER CONTINUED – 01-01-2002 TO 12-31-2002

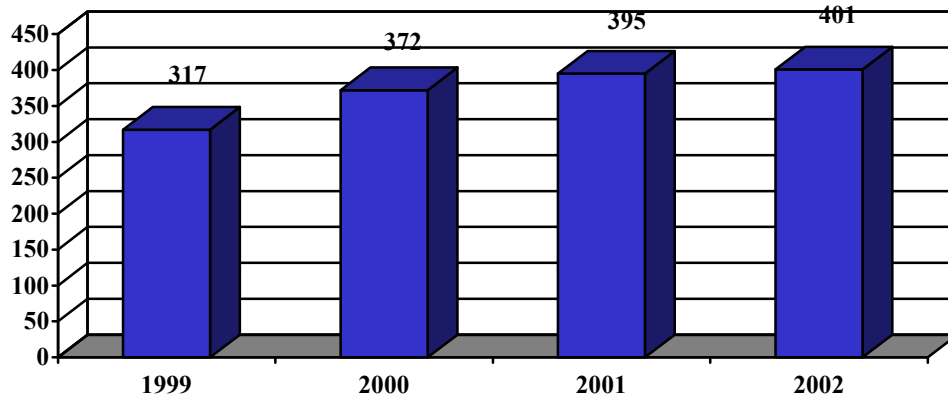
<b>TOTAL ADULT ARREST RECORD</b>					
	<b>1998</b>	<b>1999</b>	<b>2000</b>	<b>2001</b>	<b>2002</b>
Misdemeanor / Felony Arrests	259	160	133	243	207



<b>TOTAL ADULT OFFICER ARRESTS</b>		
<b>OFFICER</b>	<b>2001</b>	<b>2002</b>
Capt. B. Johnsen	7	3
Sgt. F. Chapranda	4	0
Sgt. M. Fryzel	7	4
Cpl. R. Conaway	7	5
Cpl. D. Demeter	12	12
Off. E. Andersen	0	3
Off. J. Dahlin	28	33
Off. T. Gardenhire	14	15
Off. R. Kouder	29	28
Off. D. Poston	21	20
Off. S. Rudzinski	35	17
Off. B. Sidenbender	43	22
Off. J. Turturillo	28	18
Reserve Off. S. Flores	4	8
Reserve Off. S. Havlin	2	4
Reserve Off. J. O'Leary	0	0
Reserve Off. P. O'Neill	0	0
Reserve Off. S. Poirier	2	5
Reserve Off. T. Smith	0	6
Reserve Off. N. Stamate	0	4
<b>TOTAL ADULT ARRESTS</b>	<b>243</b>	<b>207</b>

<b>2002 REPORTED CRIMES BY TYPE</b>				
<b>TYPES OF CRIME</b>	<b>1999</b>	<b>2000</b>	<b>2001</b>	<b>2002</b>
Attempted Arson	0	1	0	1
Attempted Auto Theft	1	1	1	0
Attempted Burglary	4	2	6	3
Attempted Suicide	6	3	1	1
Auto Theft	12	7	6	4
Battery	18	25	21	22
Burglary	12	11	12	15
Child Abuse	6	3	1	2
Child Molesting	2	1	1	0
Contributing to Delinquency of a Minor	3	0	0	0
Conversion	8	3	4	6
Criminal Mischief	43	85	88	98
Criminal Trespass	4	3	5	8
Controlled Substance Possession	15	4	9	12
Destruction of Property	24	28	23	14
Deviate Sexual Conduct	1	0	0	0
Disorderly Conduct	1	1	2	3
Domestic Violence	7	12	14	8
Forgery / Check Deception	1	1	2	5
Fraud	6	13	7	8
Harassment	8	38	41	44
Home Invasion	0	1	0	0
Intimidation	17	22	24	17
Invasion of Privacy	4	0	2	2
Lost/Stolen Items	1	4	7	7
Minor Consumption	20	6	5	10
Possession of Alcohol by a Minor	6	0	0	10
Possession of Handgun	1	0	1	2
Public Indecency	2	0	1	0
Public Intoxication	17	10	14	10
Rape	0	1	1	0
Resisting Law Enforcement	6	2	3	5
Robbery	2	0	0	0
Theft	59	84	93	83
<b>TOTAL</b>	<b>317</b>	<b>372</b>	<b>395 - Up 6% over 2000</b>	<b>401 - Up 1.5% over 2001</b>

**TOTAL REPORTED CRIMES - 1999 – 2002**

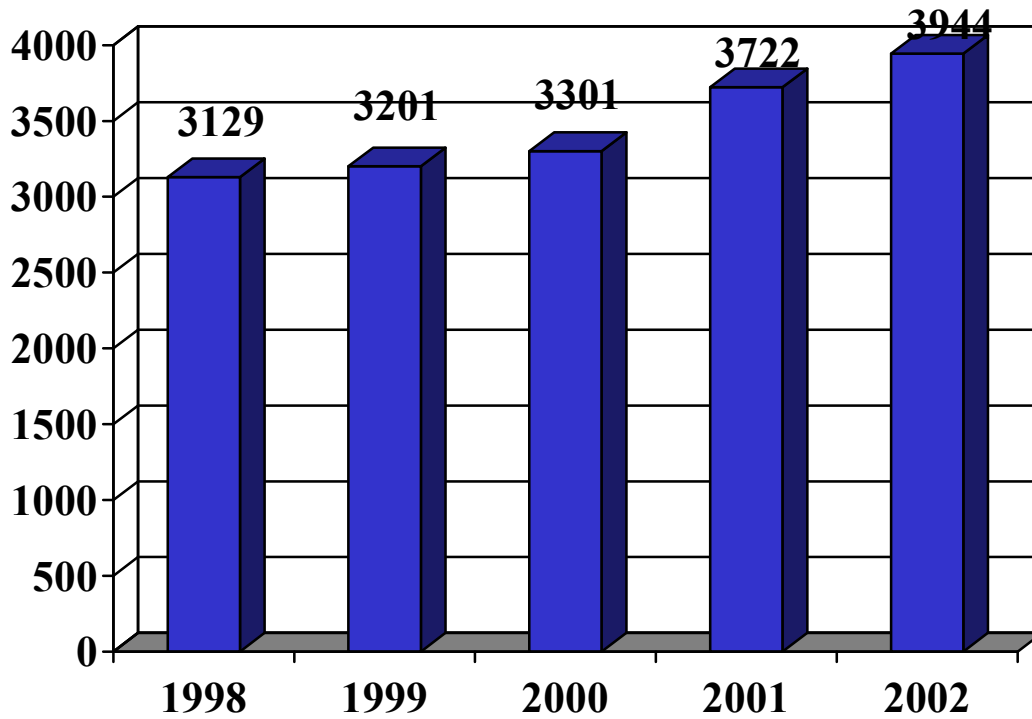


<b>YEAR 2002 TOTAL INCIDENTS BY TYPE</b>	
<b>CLASSIFICATION</b>	<b>YEAR TO DATE</b>
Abandoned Vehicle	3
Accident – P. D.	122
Accident – Personal Injury	34
Accident – P.P.P.D.	51
Accident – P.P.P.I.	4
Accident<750	52
Alarm	2
Animal Call	158
Arson – Attempted	1
Assault	1
Assist Fire	13
Assist Motorist	1
Assist Other	3
Assist Police	27
Auto Theft	4
Battery	22
Burglary – Attempted	3
Burglary	15
Check Deception	5
Child Abuse	2
Controlled Substance Investigation	2
Controlled Substance Sale	4
Controlled Substance Possession	12
Controlled Substance Possession – LCHS	2
Conversion	6
Criminal Mischief	98
Criminal Trespass	8
Destruction of Property	14

<b>YEAR 2002 TOTAL INCIDENTS BY TYPE</b>	
<b>CLASSIFICATION</b>	<b>YEAR TO DATE</b>
Disorderly Conduct	3
Dog Bite	2
Domestic Battery	8
Driving While Suspended	31
Drug Search	1
Escort	1
Failure to ID	2
False and Fictitious Registration	3
False ID	1
Family Disturbances	10
Fraud	8
Harassment	16
Harassment – Telephone	28
Hit and Run Accident	10
Identity Theft	1
Information Only	18
Invasion of Privacy – Civil	2
Intimidation	17
Juvenile Disturbance	5
K-9 Service	11
Leaving the Scene	3
Lost or Stolen Item	7
Miscellaneous	2
Minor Consumption	10
Missing Person	4
Natural Death	3
Neighbor Dispute	1
Operating While Intoxicated	97
Ordinance Violation	37
Ordinance Violation 290 – (garbage/refuse)	1
Ordinance Violation 511 – (traffic)	1
Ordinance Violation 511-P (parking)	5
Ordinance Violation 629 (junk/abandoned vehicle)	9
Ordinance Violation 976 (off-road vehicles)	1
Ordinance Violation 1148 – (junk vehicle)	1
Other Disturbance	2
Possession of Paraphernalia	4
Property Damage	6
Public Intoxication	10
Reckless Driver	6
Recovered Item	26
Repo-Vehicle	3
Resisting Law Enforcement	5
Restrain Violation	2

<b>YEAR 2002 TOTAL INCIDENTS BY TYPE</b>	
<b>CLASSIFICATION</b>	<b>YEAR TO DATE</b>
Runaway	2
Service Call	2,693
Suicide – Attempted	1
Suspicious Activity	17
Suspicious Vehicle	4
Theft	83
Theft – Attempted	3
Traffic Stop	9
Truancy	1
Unlicensed Driver	14
Warrant	21
Weapons Possession	3
<b>TOTAL NUMBER OF INCIDENTS:</b>	<b>3,944</b>

**TOTAL INCIDENTS – 1998 – 2002**



<b>TOTAL TRAFFIC CRASHES - 2001 - 2002</b>			
	<b>2001</b>	<b>2002</b>	<b>Difference</b>
<b>Total Number of Crashes</b>	<b>211</b>	<b>170</b>	<b>Down 19%</b>
Number of Crashes Involving Alcohol	8	6	<b>Down 25%</b>
Number of Crashes Involving Drugs	1	1	
Number of Crashes Where Seat Belts Were Used	190	156	<b>Down 18%</b>
Total Number of Injured	63	70	<b>Up 11%</b>
Total Number of Fatalities	4	0	











<b>ANNUAL TRAINING REPORT – YEAR 2002</b>		
<b>OFFICER</b>	<b>RANK</b>	<b>TOTAL HOURS OF TRAINING</b>
Guzik, Joseph J.	Chief	19
Johnsen, Bernard J.	Assistant Chief	18
Chapranda, Frank M.	Sergeant	44
Fryzel, Michael S.	Sergeant	32
Conaway, Richard H.	Corporal	54
Demeter, David J.	Corporal	32
Andersen, Eric J.	Officer	39
Dahlin, Jay L.	Officer	50
Gardenhire, Timothy R.	Officer	28
Kouder Richard K.	Officer	38
Poston, Dale W.	Officer	30
Rudzinski, Steven L.	Officer	57
Sidenbender, Brett J.	Officer	94
Turturillo, James	Officer	68
Flores, Steven	Reserve Officer	23
Havlin, Steve	Reserve Officer – Resigned	0
O’Leary, Joseph	Reserve Officer	12
O’Neill, Patrick J.	Reserve Officer	17
Poirier, Shauna L.	Reserve Officer – Resigned	0
Smith, Timothy A.	Reserve Officer	53
Stamate, Nicholas M.	Reserve Officer	26