


St. John Police Department



**2003
Yearly Report**



2004 YEAR END REPORT TABLE OF CONTENTS 5-YEAR COMPARISON 2000-2004

A.Message from the Chief . . .

B.Strategic Plan 2004 – 2008 – Executive Summary

1.	Total Gas Cost / Mileage – 2000 / 2004	1
2.	Traffic Report by Officer - Tickets / Warnings – 2003/ 2004	2
3.	Yearly Average per Full-Time Patrol Officer – Tickets / Warnings	2
4.	Total Violations - Traffic / Parking / Warnings – 2000 / 2004	2
5.	Traffic / Parking Violations – 2000 / 2004 Graph	3
6.	Written Warnings – 2000 / 2004 Graph	3
7.	Traffic Ticket Statistical Report – 2003	4
8.	Racial Profile Report by Officer – Year 2004	5-7
9.	Total Adult Arrest Record - Misdemeanor & Felony – 2000 / 2004.....	8
10.	Total Adult Officer Arrests – 2003 / 2004	8
11.	Reported Crimes by Type – 2000 / 2004.....	9
12.	Total Reported Crimes – 2000 – 2004 Graph	10
13.	Total Incidents By Classifications - 2003	10-13
14.	Total Incidents – 2000 / 2004 Graph	14
15.	Total Traffic Crashes – 2003 / 2004	14
16.	Crash Statistical Report – Year 2004	15
17.	Crash Statistical Report – Year 2003	16
18.	Crash Statistical Report by Type, Location & Cause – 2004 / 2003	17-18
19.	Training By Officer for Year 2004	19

February 5, 2004

Message From the Chief . . .

The Year 2003 was another exceptional year for the St. John Police Department and the citizens of St. John. We annexed areas of property and increased the Town's population, which put a burden on the Police Department. The total number of incidents went from 3,944 in the Year 2002 to 4,036 in the Year 2003. The most dramatic change was in Reported Crime for 2003. The main areas of concern were Criminal Mischief, Domestic Battery and Theft. There was a high increase in these three (3) areas of Reported Crimes in 2003. This increase is not a surprise considering the growth of the Town.

Traffic enforcement was slightly down for the officers but during the year, officers were given additional duties, which occupied their patrol time. Some of these duties were maintenance of vehicles, supplies, equipment, changing over new vehicles into the fleet, computer maintenance and purchasing, DARE and Officer Friendly. We also had two (2) officers attend the Staff and Command School for 10 weeks. We had a successful year again with our DARE instruction to the 5th grade students at both Kolling Elementary and St. John Evangelist schools.

Our department was fortunate in 2003 to obtain three (3) grants for our department. The DUI Grant and Seat Belt Grant allow the officers to work part-time to put more emphasis on these two (2) areas. The third grant allowed us to buy new bulletproof vests for the reserve and patrol officers of our department.

It was an exceptional year for the training of the officers of the department. As you know, one of the goals for 2003 was to increase the training hours of the department. In the year 2002, there 734 hours of training and in 2003, there was a total of 1,881.5 hours of training.

Our department enjoys great support from the community, Town Council and the Police Commission in our attempts to address key issues in public safety. We look forward to serving our community in 2004 and hope to build on our success of 2003. The key to our department's success is the continued partnership with the community we serve.

Sincerely,

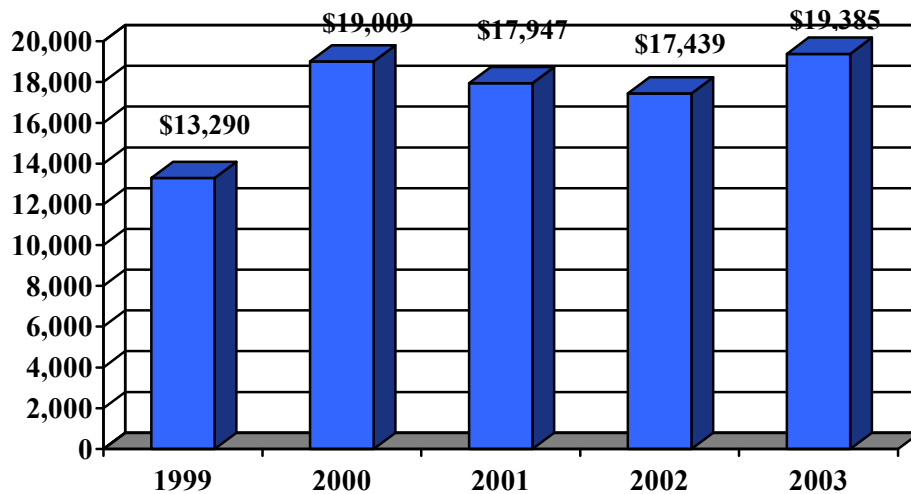
*Joseph J. Guzik, Jr.
Chief of Police*

JJG:jmk

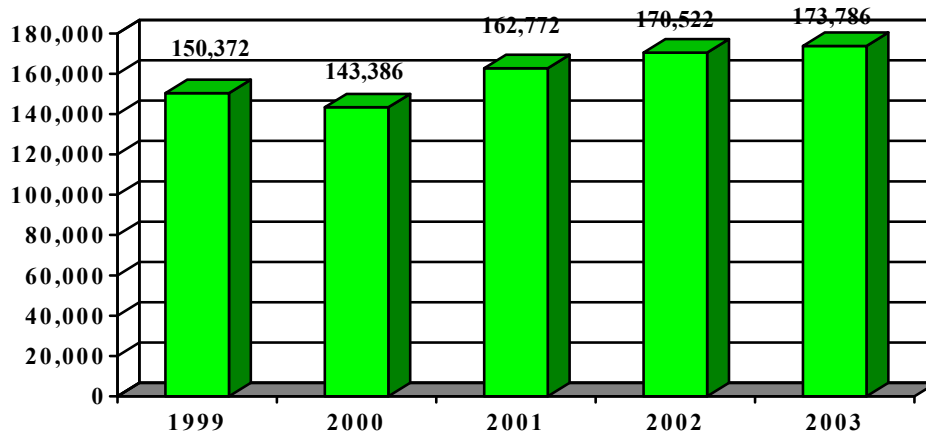
2003 YEAR END REPORT

TOTAL GAS COST / MILEAGE					
	1999	2000	2001	2002	2003
Total Gas Cost	\$13,290.43	\$19,009.16	\$17,947.57	\$17,439.36	\$19,385.64
Total Mileage	150,372	143,386	162,772	170,522	173,786

TOTAL GAS COST – 1999–2003



TOTAL MILEAGE -- 1999–2003

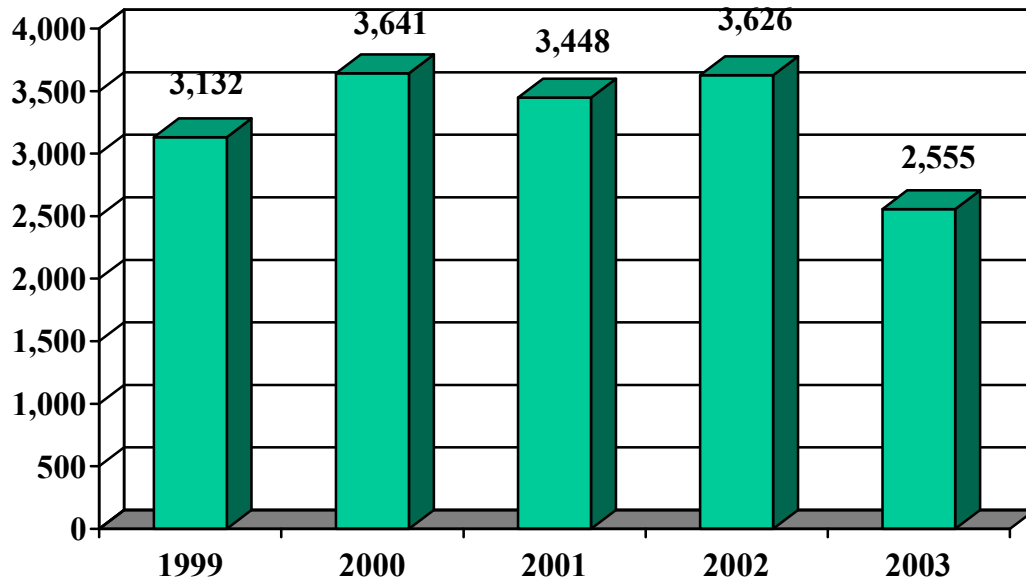


TRAFFIC REPORT				
Officer	Year 2002 Tickets	Year 2003 Tickets	Year 2002 Warnings	Year 2003 Warnings
Chief J. Guzik	0	0	6	1
Sgt. F. Chapranda	182	8	57	10
Sgt. M. Fryzel	156	9	25	1
Cpl. R. Conaway	291	251	74	52
Cpl. D. Demeter	384	222	118	43
Cpl. T. Gardenhire	290	235	80	62
Cpl. D. Poston	282	299	82	84
Ofc. E. Andersen	44	123	11	36
Ofc. J. Dahlin	321	241	74	66
Ofc. R. Kouder	164	131	35	27
Ofc. S. Rudzinski	346	272	130	103
Ofc. B. Sidenbender	191	169	23	36
Ofc. J. Turturillo	305	278	77	80
R. Ofc. R. Fialkowski	0	0	0	0
R. Ofc. S. Flores	185	72	66	27
R. Ofc. G. Ginaven	0	0	0	1
R. Ofc. S. Havlin	35	0	10	0
R. Ofc. R. Hickey	0	0	0	4
R. Ofc. M. Moffitt	0	0	0	18
R. Ofc. J. O'Leary	20	25	20	18
R. Ofc. P. O'Neill	12	4	18	27
R. Ofc. S. Poirier	55	0	41	0
R. Ofc. C. Sajda	0	0	0	1
R. Ofc. T. Smith	309	192	190	128
R. Ofc. N. Stamate	54	24	44	24
TOTAL:	3626	2555	1181	849
TOTAL AFTER SUBTRACTING HIGHLIGHTED NUMBERS:	2574	2221	693	589

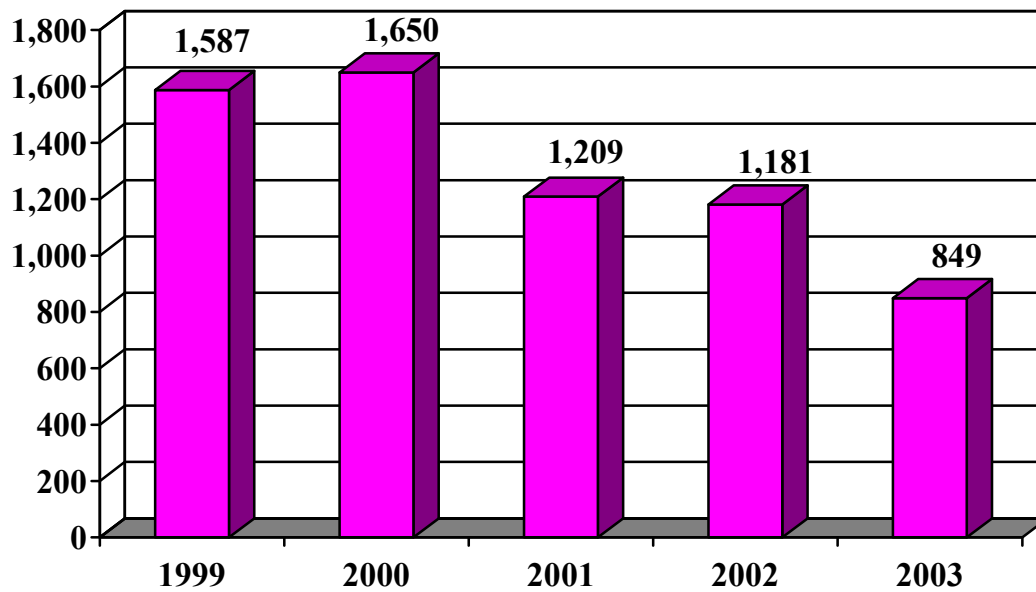
YEARLY AVERAGE PER FULL-TIME PATROL OFFICER		
[The numbers highlighted in yellow in the Traffic Report were deducted from the year-end totals and then divided by the number 9 (Year 2002) and the number 10 (Year 2003) to provide an average for full-time patrol officer.]		
	2002	2003
Tickets	286	222
Warnings	77	59

TOTAL VIOLATIONS / WARNINGS					
	1999	2000	2001	2002	2003
Traffic / Parking Violations	3132	3641	3448	3626	2555
Written Warnings	1587	1650	1209	1181	849

TRAFFIC / PARKING VIOLATIONS -- 1999-2003



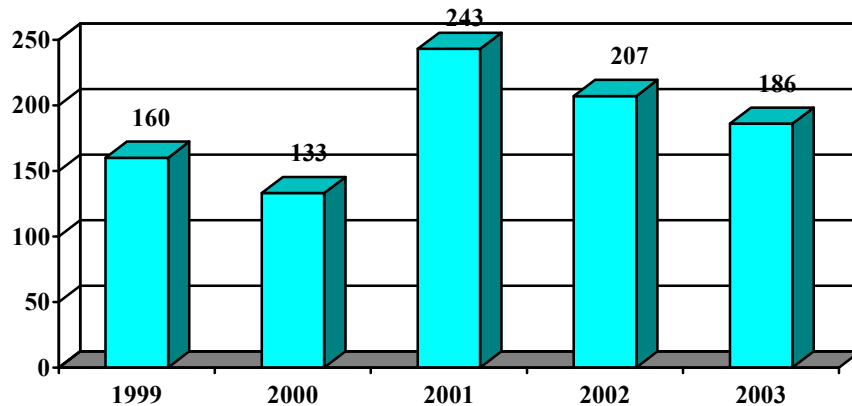
WRITTEN WARNINGS -- 1999-2003



RACIAL PROFILE REPORT BY OFFICER – 01-01-2003 TO 12-31-2003

RACIAL PROFILE REORT BY OFFICER CONTINUED – 01-01-2003 TO 12-31-2003

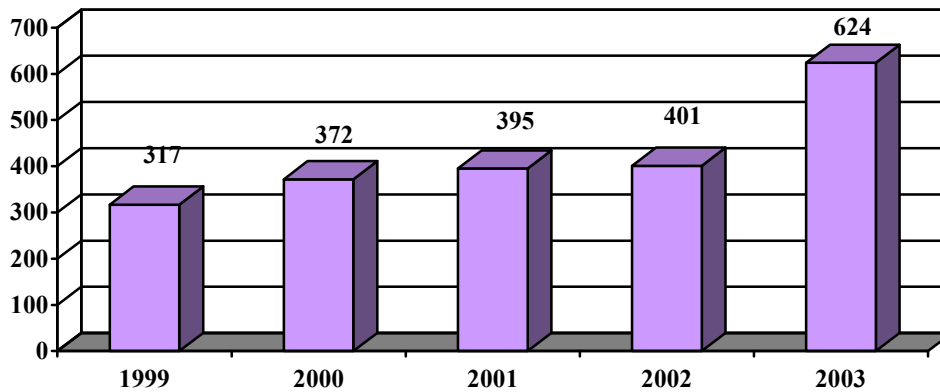
TOTAL ADULT ARREST RECORD					
	1999	2000	2001	2002	2003
Misdemeanor / Felony Arrests	160	133	243	207	186



TOTAL ADULT OFFICER ARRESTS		
OFFICER	2002	2003
Capt. B. Johnsen	3	14
Sgt. F. Chapranda	0	1
Sgt. M. Fryzel	4	1
Cpl. R. Conaway	5	6
Cpl. D. Demeter	12	10
Cpl. T. Gardenhire	15	10
Off. D. Poston	20	11
Off. E. Andersen	3	4
Off. J. Dahlin	33	23
Off. R. Kouder	28	25
Off. S. Rudzinski	17	21
Off. B. Sidenbender	22	29
Off. J. Turturillo	18	15
Reserve Off. S. Flores	8	7
Reserve Off. S. Havlin	4	0
Reserve Off. J. O'Leary	0	2
Reserve Off. P. O'Neill	0	0
Reserve Off. S. Poirier	5	0
Reserve Off. T. Smith	6	7
Reserve Off. N. Stamate	4	0
TOTAL ADULT ARRESTS	207	186

REPORTED CRIMES BY TYPE – YEARS 1999 – 2003					
TYPES OF CRIME	1999	2000	2001	2002	2003
Arson	0	0	0	0	2
Arson – Attempted	0	1	0	1	1
Auto Theft	12	7	6	4	3
Auto Theft – Attempted	1	1	1	0	1
Battery	18	25	21	22	25
Burglary	12	11	12	15	24
Burglary – Attempted	4	2	6	3	4
Child Abuse / Neglect	6	3	1	2	1
Child Molesting	2	1	1	0	2
Contributing to Delinquency of a Minor	3	0	0	0	0
Conversion	8	3	4	6	4
Criminal Mischief	43	85	88	98	160
Criminal Trespass	4	3	5	8	13
Controlled Substance Possession	15	4	9	12	2
Controlled Substance Sale	0	0	0	0	2
Destruction of Property	24	28	23	14	26
Deviate Sexual Conduct	1	0	0	0	1
Disorderly Conduct	1	1	2	3	2
Domestic Battery / Violence / Dispute	7	12	14	8	25
Forgery / Check Deception	1	1	2	5	7
Fraud	6	13	7	8	18
Harassment	8	38	41	44	13
Harassment – Telephone	0	0	0	0	53
Home Invasion	0	1	0	0	0
Identity Theft	0	0	0	0	7
Intimidation	17	22	24	17	22
Invasion of Privacy	4	0	2	2	2
Lost/Stolen Items	1	4	7	7	21
Minor Consumption	20	6	5	10	8
Possession of Alcohol by a Minor	6	0	0	10	3
Possession of Handgun	1	0	1	2	0
Public Indecency	2	0	1	0	2
Public Intoxication	17	10	14	10	9
Rape	0	1	1	0	0
Resisting Law Enforcement	6	2	3	5	7
Robbery	2	0	0	0	1
Sexual Battery	0	0	0	0	2
Sexual Misconduct with a Minor	0	0	0	0	1
Suicide	0	0	1	0	0
Suicide – Attempted	6	3	1	1	2
Theft	59	84	93	83	143
Theft – Attempted	0	0	0	1	5
TOTAL	317	372	395 - Up 6% over 2000	402 – Up 1.5% over 2001	624 – Up 55% over 2002

TOTAL REPORTED CRIMES - 1999 – 2003



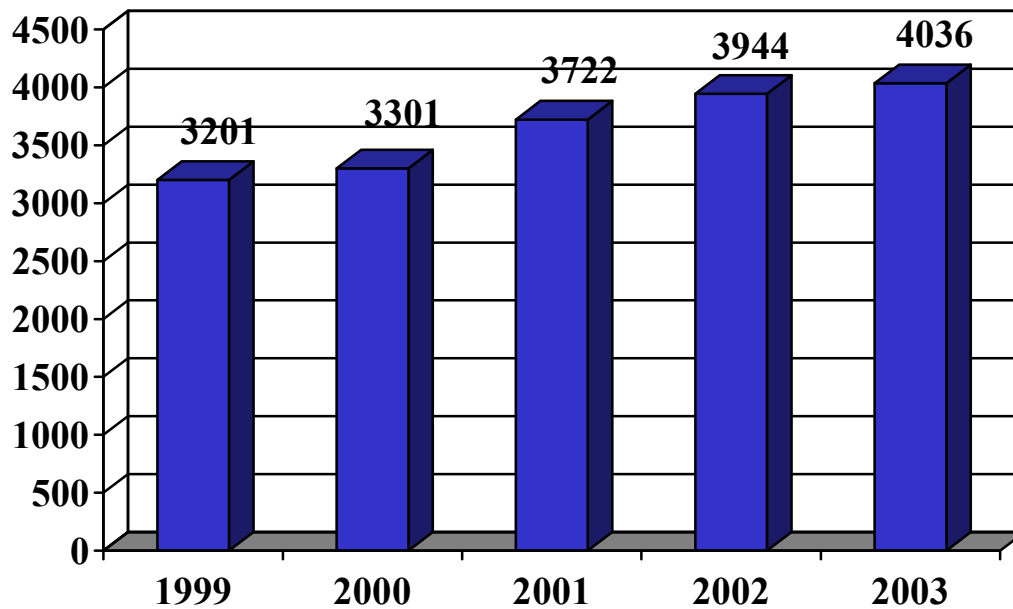
YEAR 2003 TOTAL INCIDENTS BY TYPE	
CLASSIFICATION	YEAR TO DATE
911 Hang-Up	151
Abandoned Vehicle	4
Accident – Property Damage	135
Accident – Personal Injury	40
Accident – Private Property Property Damage	55
Accident – Private Property Personal Injury	1
Accident – Less Than \$1000.00 Damage	1
Accident – Less Than \$750.00 Damage	48
Alarm	476
Animal Call	110
Arson	2
Arson – Attempted	1
Assault	1
Assault With a Deadly Weapon	1
Assist Fire	326
Assist Motorist	67
Assist Other	16
Assist Police	91
Auto Theft	3
Auto Theft – Attempted	1
Battery	25
Burglary	24
Burglary – Attempted	4
Check Deception	6
Child Abuse / Neglect	1
Child Molesting	2
Civil Disturbance	3
Controlled Substance Investigation	0

Controlled Substance Possession	2
Controlled Substance Sale	2
Conversion	4
Courtesy	62
Criminal Mischief	160
Criminal Trespass	13
Curfew	2
Destruction of Property	26
Deviate Sexual Conduct	1
Disorderly Conduct	2
Dog Bite	17
Domestic Battery	10
Domestic Dispute	15
Driving While Suspended	21
Drug Search	0
Escort	64
Failure to Identify	0
False and Fictitious Registration	1
False Identification	1
Family Disturbance	32
Forgery	1
Fraud	18
Gun Permit Application	81
Harassment	13
Harassment – Telephone	53
Hazardous Materials	2
Hit and Run Accident	7
Identity Theft	7
Impound Vehicle	2
Information Only	54
Invasion of Privacy – Civil	2
Interim Plate Violation	1
Intimidation	22
Juvenile Disturbance	13
K-9 Service	9
Leaving the Scene	1
License Violation	1
Liquor Possession	2
Lost or Stolen Item	21
Loud Music	11
Minor Consumption	8
Miscellaneous	8
Missing Person	9
Natural Death	5
Neighbor Dispute	11
Operating While Intoxicated	59
Ordinance Violation	11
Ordinance Violation 240 – Overweight Vehicle	1
Ordinance Violation 290 – Garbage / Refuse	0
Ordinance Violation 387 – Firearms	0

Ordinance Violation 399 – Fireworks	25
Ordinance Violation 511 – Traffic	0
Ordinance Violation 511-P – Parking	1
Ordinance Violation 525 – Nuisance	0
Ordinance Violation 526 – Dumpster	1
Ordinance Violation 629 – Junk / Abandoned Vehicle	15
Ordinance Violation 709 – Opening Burning	2
Ordinance Violation 975 – Snowmobile	1
Ordinance Violation 976 – Off-Road Vehicle	20
Ordinance Violation 986 – Snow Parking	0
Ordinance Violation 1132 – Fishing	1
Ordinance Violation 1148 – Junk Vehicle	10
Ordinance Violation 1248 – Yard Sales	1
Ordinance Violation 1257 – Noise	5
Ordinance Violation 1259 – Block Parties	0
Ordinance Violation 1322 – Parking	1
Other Disturbance	17
Personal Injury	3
Possession of Alcohol	1
Possession of Marijuana	2
Possession of Paraphernalia	1
Possession of Police Radio	1
Possession of Stolen Property	1
Property Damage	6
Property Donation	1
Public Indecency	2
Public Intoxication	9
Public Works Check	19
Reckless Driver	13
Recovered Item	27
Repossessed Vehicle	12
Resisting Law Enforcement	7
Restrain Violation	10
Robbery	1
Runaway	9
Service Call	666
Sexual Battery	2
Sexual Misconduct with a Minor	1
Solicitation	3
Stalking	1
Suicide – Attempted	2
Suspicious Activity	29
Suspicious Person	26
Suspicious Vehicle	49
Theft	143
Theft – Attempted	5
Traffic Hazard	29
Traffic Stop	9
Truancy	1
Unauthorized Control	4
Unlicensed Driver	11
Unsecured Building	27

Vacation Check	68
VIN Check	215
Warrant	23
Weapons Possession	1
Welfare Check	33
TOTAL NUMBER OF INCIDENTS IN 2003:	4,036

TOTAL INCIDENTS – 1999–2003



TOTAL TRAFFIC CRASHES -- 2002–2003			
	2002	2003	Difference
Total Number of Crashes	171	181	+6%
Number of Crashes Involving Alcohol	6	5	-
Number of Crashes Involving Drugs	1	1	-
Number of Crashes Where Seat Belts Were Used	157	166	+6%
Total Number of Injured	71	64	-11%
Total Number of Fatalities	0	0	-

ANNUAL TRAINING REPORT – YEAR 2003		
OFFICER	RANK	TOTAL HOURS OF TRAINING
Guzik, Joseph J.	Chief	272.5
Johnsen, Bernard J.	Assistant Chief	25.5
Chapranda, Frank M.	Sergeant	37.5
Fryzel, Michael S.	Sergeant	417.5
Conaway, Richard H.	Corporal	22.5
Demeter, David J.	Corporal	416.5
Gardenhire, Timothy R.	Corporal	25.5
Poston, Dale W.	Corporal	38.5
Andersen, Eric J.	Officer	27.5
Dahlin, Jay L.	Officer	60.5
Kouder, Richard K.	Officer	30.5
Rudzinski, Steven L.	Officer	68.5
Sidenbender, Brett J.	Officer	68.5
Turturillo, James	Officer	38.5
Fialkowski, Richard L.	Reserve Officer	48.0
Flores, Steven	Reserve Officer – Resigned	3.5
Ginaven, Gary E.	Reserve Officer	52.0
Hickey, Richard M.	Reserve Officer	40.0
Moffitt, Michael D.	Reserve Officer	48.0
O’Leary, Joseph	Reserve Officer	20.5
O’Neill, Patrick J.	Reserve Officer	16.0
Smith, Timothy A.	Reserve Officer	16.0
Stamate, Nicholas M.	Reserve Officer	13.0
Case, Linda	Dispatcher	0.0
Dodaro, Karen	Dispatcher – Part-time	8.5
Kolodziej, Joan M.	Administrative Assistant	14.5
Luketic, Beth A.	Dispatcher	22.5
Macak, Pamela F.	Dispatcher	14.5
Rudzinski, Donna	Dispatcher	14.5
Wroe, Clifford	Dispatcher – Part-time	0.0
TOTAL HOURS OF TRAINING FOR YEAR 2003:		1,881.5