

# ST. JOHN POLICE DEPARTMENT



## 2004 YEAR END REPORT

By: Fred A. Frego  
Chief of Police



# 2004 YEAR END REPORT TABLE OF CONTENTS 5-YEAR COMPARISON 2000-2004

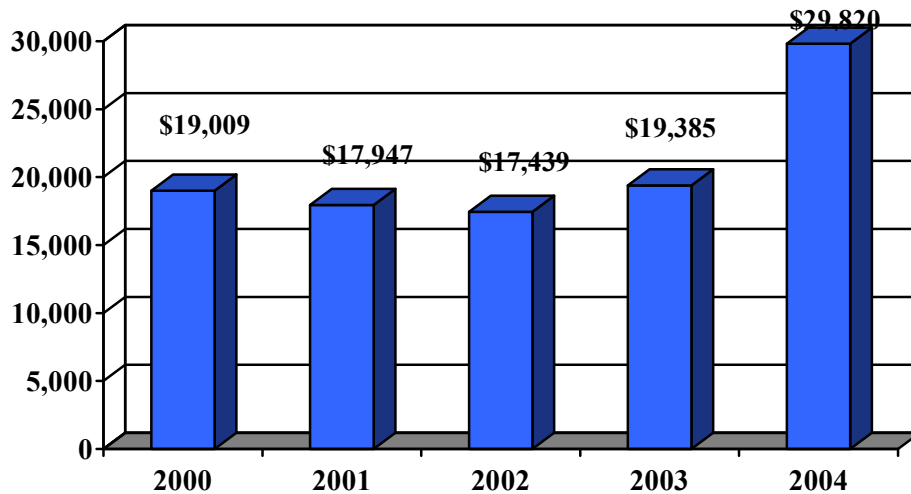
## A. Message from the Chief . . .

1.	Total Gas Cost / Mileage – 2000 / 2004 .....	1
2.	Duty Mileage / Fuel Report .....	2
3.	Traffic Report by Officer - Tickets / Warnings – 2003/ 2004 .....	3
4.	Yearly Average per Full-Time Patrol Officer – Tickets / Warnings .....	3
5.	Total Violations - Traffic / Parking / Warnings – 2000 / 2004 .....	3
6.	Traffic / Parking Violations – 2000 / 2004 Graph .....	4
7.	Written Warnings – 2000 / 2004 Graph .....	4
8.	Traffic Ticket Statistical Report – 2004 .....	5
9.	Racial Profile Report by Officer – Year 2004 .....	6-8
10.	Total Adult Arrest Record - Misdemeanor & Felony – 2000 / 2004.....	9
11.	Total Adult Officer Arrests – 2003 / 2004 .....	9
12.	Reported Crimes by Type – 2000 / 2004.....	10
13.	Total Reported Crimes – 2000 – 2004 Graph .....	11
14.	Total Incidents By Classifications - 2004 .....	11-14
15.	Total Incidents – 2000 / 2004 Graph .....	15
16.	Total Traffic Crashes – 2003 / 2004 .....	15
17.	Crash Statistical Report – Year 2004 .....	16
18.	Crash Statistical Report – Year 2003 .....	17
19.	Crash Statistical Report by Type, Location & Cause – 2004 / 2003 ....	18-19
20.	Training By Officer for Year 2004 .....	20

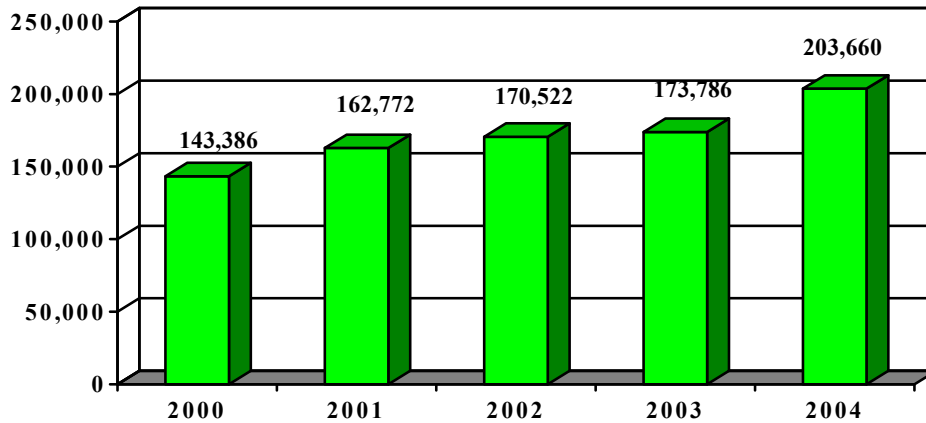
**2004 YEAR END REPORT**

<b>TOTAL GAS COST / MILEAGE</b>					
	<b>2000</b>	<b>2001</b>	<b>2002</b>	<b>2003</b>	<b>2004</b>
Total Gas Cost	\$19,009.16	\$17,947.57	\$17,439.36	\$19,385.64	\$29,820.41
Total Mileage	143,386	162,772	170,522	173,786	203,660

**TOTAL GAS COST – 2000-2004**



**TOTAL MILEAGE -- 2000-2004**



<b>ST. JOHN POLICE DEPARTMENT DUTY MIELAGE / FUEL REPORT</b>				
<b>OFFICER</b>	<b>2004 MILES DRIVEN</b>	<b>2004 GALLONS OF FUEL</b>	<b>2004 FUEL COST</b>	<b>AVERAGE MILES PER GALLON</b>
Frego, Chief F.	11,166	569.0	\$933.74	19.0
Johnsen, Asst. Chief B.	17,321	1,022.5	\$1,685.82	16.9
Chapranda, Sgt. F.	2,746	350.2	\$566.95	7.8
Fryzel, Sgt. M.	11,102	1,114.0	\$1,856.60	9.9
Conaway, Corp. R.	11,275	1,012.2	\$1,671.60	11.1
Demeter, Corp. D.	11,188	928.9	\$1,528.80	12.0
Gardenhire, Corp. T.	13,013	1,383.3	\$2,256.32	9.4
Poston, Corp. D.	11,576	1,033.8	\$1,695.28	11.1
Andersen, Officer E.	10,471	916.8	\$1,510.32	11.4
Dahlin, Officer J.	12,886	1,301.0	\$2,132.35	9.9
Flores, Officer S.	12,489	1,051.9	\$1,823.58	11.8
Kouder, Officer R.	10,370	1,105.1	\$1,843.18	9.3
Rudzinski, Officer S.	17,297	1,274.2	\$2,113.88	13.5
Sidenbender, Officer B.	13,656	1,518.4	\$2,528.45	8.9
Turturillo, Officer J.	14,322	1,407.2	\$2,337.96	10.1
Unit #30	7,898	731.7	\$1,253.02	10.7
Unit #31	1,389	123.6	\$205.99	11.2
Unit #32	7,244	726.7	\$1,217.27	9.9
Unit #40	240	15.8	\$26.82	15.1
Unit #41	831	43.5	\$61.93	19.1
Unit #42	3,850	266.9	\$452.07	14.4
Unit #T-110 (Diesel)				
Unit #T-112	20	3.0	\$4.05	6.6
ATV #1	636	26.6	\$45.07	23.9
ATV #2	674	40.8	\$69.36	16.5
<b>YEAR 2004 TOTALS:</b>	<b>203,660</b>	<b>17,967.1</b>	<b>\$29,820.41</b>	<b>11.3</b>
<b>YEAR 2003 TOTALS:</b>	<b>173,786</b>	<b>13,732.1</b>	<b>\$19,385.64</b>	<b>12.6</b>

<b>TRAFFIC REPORT</b>				
<b>Officer</b>	<b>Year 2003 Tickets</b>	<b>Year 2004 Tickets</b>	<b>Year 2003 Warnings</b>	<b>Year 2004 Warnings</b>
Chief F. Frego (2003 – Guzik)	0	0	1	0
Sgt. F. Chapranda	8	0	10	6
Sgt. M. Fryzel	9	16	1	12
Cpl. R. Conaway	251	292	52	52
Cpl. D. Demeter	222	288	43	34
Cpl. T. Gardenhire	235	214	62	40
Cpl. D. Poston	299	234	84	98
Ofc. E. Andersen	123	227	36	40
Ofc. J. Dahlin	241	261	66	43
Ofc. S. Flores	72	222	27	104
Ofc. R. Kouder	131	162	27	10
Ofc. S. Rudzinski	272	282	103	131
Ofc. B. Sidenbender	169	152	36	25
Ofc. J. Turturillo	278	239	80	61
R. Ofc. R. Fialkowski	0	4	0	11
R. Ofc. G. Ginaven	0	29	1	23
R. Ofc. R. Hickey	0	0	4	1
R. Ofc. M. Moffitt	0	28	18	12
R. Ofc. J. O'Leary	25	12	18	8
R. Ofc. P. O'Neill	4	3	27	27
R. Ofc. T. Smith	192	120	128	54
R. Ofc. N. Stamate	24	24	24	26
<b>TOTAL:</b>	<b>2555</b>	<b>2809</b>	<b>849</b>	<b>818</b>
<b>TOTAL AFTER SUBTRACTING HIGHLIGHTED NUMBERS:</b>	<b>2221</b>	<b>2573</b>	<b>589</b>	<b>656</b>

**YEARLY AVERAGE PER FULL-TIME PATROL OFFICER**

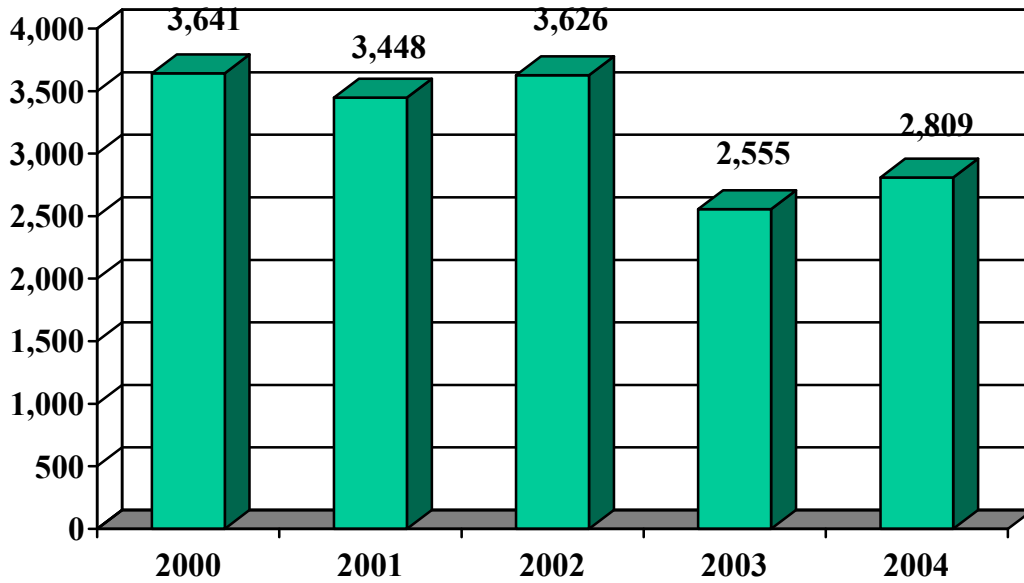
[The numbers highlighted in yellow in the Traffic Report were deducted from the year-end totals and then divided by the number 10 (Year 2003) and the number 11 (Year 2004) to provide an average for full-time patrol officer.]

	2003	2004
Tickets	222	234
Warnings	59	60

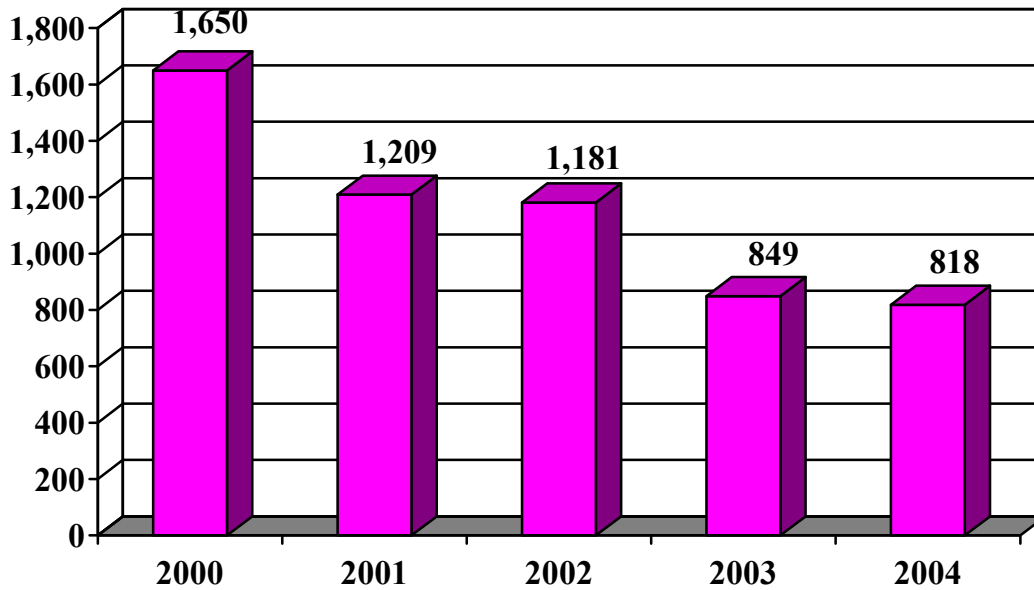
**TOTAL VIOLATIONS / WARNINGS**

	2000	2001	2002	2003	2004
Traffic / Parking Violations	3641	3448	3626	2555	2809
Written Warnings	1650	1209	1181	849	818

TRAFFIC / PARKING VIOLATIONS -- 2000-2004



WRITTEN WARNINGS -- 2000-2004





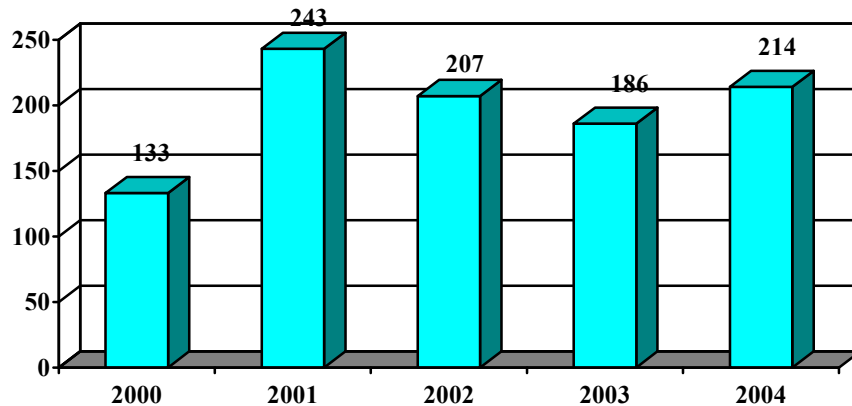
RACIAL PROFILE REPORT BY OFFICER – 01-01-2004 TO 12-31-2004



RACIAL PROFILE REORT BY OFFICER CONTINUED – 01-01-2004 TO 12-31-2004

RACIAL PROFILE REORT BY OFFICER CONTINUED – 01-01-2004 TO 12-31-2004

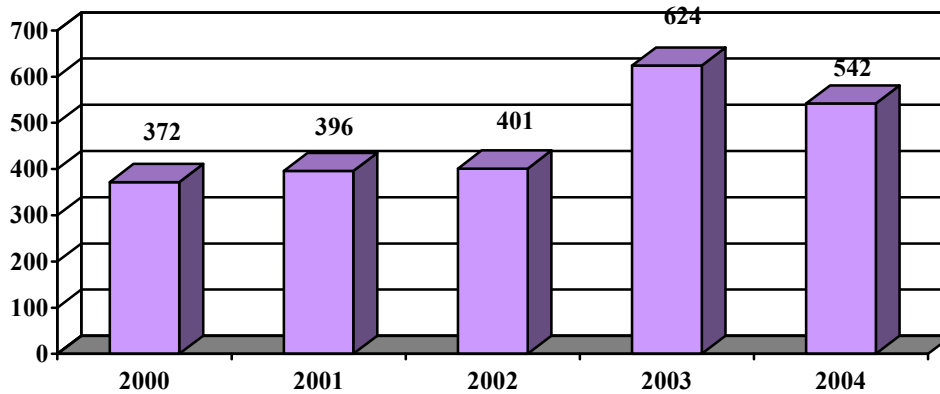
<b>TOTAL ADULT ARREST RECORD</b>					
	<b>2000</b>	<b>2001</b>	<b>2002</b>	<b>2003</b>	<b>2004</b>
Misdemeanor / Felony Arrests	133	243	207	186	214



<b>TOTAL ADULT OFFICER ARRESTS</b>		
<b>OFFICER</b>	<b>2003</b>	<b>2004</b>
Capt. B. Johnsen	14	18
Sgt. F. Chapranda	1	0
Sgt. M. Fryzel	1	3
Cpl. R. Conaway	6	7
Cpl. D. Demeter	10	12
Cpl. T. Gardenhire	10	11
Off. D. Poston	11	11
Off. E. Andersen	4	4
Off. J. Dahlin	23	26
Off. S. Flores	7	25
Off. R. Kouder	25	16
Off. S. Rudzinski	21	36
Off. B. Sidenbender	29	18
Off. J. Turturillo	15	13
Reserve Off. M. Moffitt	0	3
Reserve Off. G. Ginaven	0	4
Reserve Off. R. Fialkowski	0	0
Reserve Off. J. O'Leary	2	0
Reserve Off. P. O'Neill	0	0
Reserve Off. T. Smith	7	4
Reserve Off. N. Stamate	0	3
<b>TOTAL ADULT ARRESTS</b>	<b>186</b>	<b>214</b>

<b>REPORTED CRIMES BY TYPE – YEARS 2000 – 2004</b>					
<b>TYPES OF CRIME</b>	<b>2000</b>	<b>2001</b>	<b>2002</b>	<b>2003</b>	<b>2004</b>
Arson	0	0	0	2	0
Arson – Attempted	1	0	1	1	0
Auto Theft	7	6	4	3	3
Auto Theft – Attempted	1	1	0	1	1
Battery	25	21	22	25	13
Burglary	11	12	15	24	22
Burglary – Attempted	2	6	3	4	3
Child Abuse / Neglect	3	1	2	1	4
Child Molesting	1	1	0	2	1
Contributing to Delinquency of a Minor	0	0	0	0	0
Conversion	3	4	6	4	3
Criminal Mischief	85	88	98	160	145
Criminal Recklessness	0	0	0	0	5
Criminal Trespass	3	5	8	13	26
Controlled Substance Possession	4	9	12	2	0
Controlled Substance Sale	0	0	0	2	2
Destruction of Property	28	23	14	26	18
Deviate Sexual Conduct	0	0	0	1	1
Disorderly Conduct	1	2	3	2	3
Domestic Battery / Violence / Dispute	12	14	8	25	30
Forgery / Check Deception	1	2	5	7	7
Fraud	13	7	8	18	9
Harassment	38	41	44	13	11
Harassment – Telephone	0	0	0	53	52
Home Invasion	1	0	0	0	0
Homicide	0	1	0	0	1
Identity Theft	0	0	0	7	11
Intimidation	22	24	17	22	26
Invasion of Privacy	0	2	2	2	1
Lost/Stolen Items	4	7	7	21	22
Minor Consumption	6	5	10	8	6
Possession of Alcohol by a Minor	0	0	10	3	0
Possession of Handgun	0	1	2	0	0
Public Indecency	0	1	0	2	0
Public Intoxication	10	14	10	9	6
Rape	1	1	0	0	0
Resisting Law Enforcement	2	3	5	7	1
Robbery	0	0	0	1	1
Sexual Battery	0	0	0	2	0
Sexual Misconduct with a Minor	0	0	0	1	2
Suicide	0	1	0	0	1
Suicide – Attempted	3	1	1	2	3
Theft	84	93	83	143	101
Theft – Attempted	0	0	1	5	1
<b>TOTAL</b>	<b>372</b>	<b>396 - Up 6% over 2000</b>	<b>402 – Up 1.5% over 2001</b>	<b>624 – Up 55% over 2002</b>	<b>542 Down 13% over 2003</b>

**TOTAL REPORTED CRIMES - 2000-2004**



<b>YEAR 2004 TOTAL INCIDENTS BY TYPE</b>	
<b>CLASSIFICATION</b>	<b>YEAR TO DATE</b>
10-28	31
911 Hang-Up	136
Abandoned Vehicle	6
Accident - Fatal	1
Accident - Property Damage	109
Accident - Personal Injury	34
Accident - Private Property Property Damage	44
Accident - Private Property Personal Injury	0
Accident - Less Than \$1000.00 Damage	47
Accident - Less Than \$750.00 Damage	11
Alarm	408
Animal Call	222
Arson	0
Arson -Attempted	0
Assault	1
Assault With a Deadly Weapon	0
Assist Fire	324
Assist Motorist	106
Assist Other	23
Assist Police	143
Auto Theft	3
Auto Theft - Attempted	1
Battery	13
Burglary - Attempted	3
Burglary - Auto	5
Burglary	17
Business Checks	52
Check Deception	5
Child Abuse / Neglect	4
Child Molesting	1

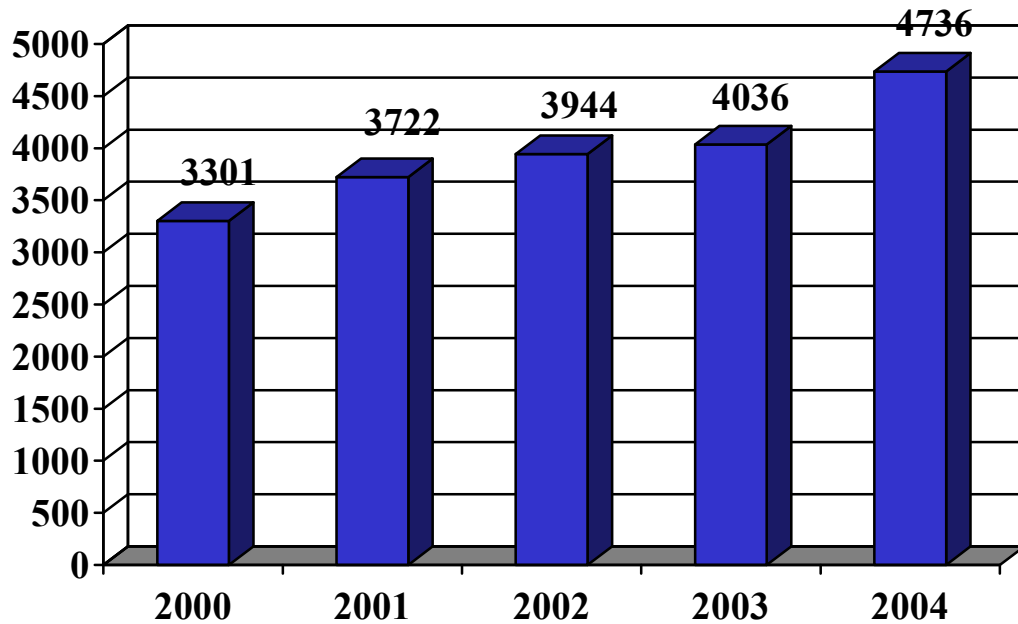
<b>YEAR 2004 TOTAL INCIDENTS BY TYPE</b>	
<b>CLASSIFICATION</b>	<b>YEAR TO DATE</b>
Civil Disturbance	1
Civil Matter	13
Controlled Substance Investigation	0
Controlled Substance Possession	0
Controlled Substance Sale	2
Conversion	3
Courtesy	69
Criminal Mischief	145
Criminal Recklessness	5
Criminal Trespass	26
Curfew	3
Destruction of Property	18
Deviate Sexual Conduct	1
Disorderly Conduct	3
Dog Bite	8
Domestic Battery	9
Domestic Dispute	21
Driving While Suspended	25
Drug Search	0
Escort	96
Failure to Identify	1
False and Fictitious Registration	5
False Identification	0
False Report	2
Family Disturbance	20
Forgery	2
Fraud	9
Gun Permit Application	94
Habitual Traffic Violator	1
Harassment	11
Harassment - Telephone	52
Hazardous Materials	0
Hit and Run Accident	18
Homicide/Suicide	1
Identity Theft	11
Impound Vehicle	1
Information Only	68
Invasion of Privacy - Civil	1
Interim Plate Violation	0
Intimidation	26
Juvenile Disturbance	17
K-9 Service	1
Leaving the Scene	2
License Violation	1
Liquor Possession	1
Littering	1
Lost or Stolen Item	22
Loud Music	20
Maintaining a Common Nuisance	1

<b>YEAR 2004 TOTAL INCIDENTS BY TYPE</b>	
<b>CLASSIFICATION</b>	<b>YEAR TO DATE</b>
Minor Consumption	6
Miscellaneous	6
Missing Person	3
Natural Death	4
Neighbor Dispute	16
Operating While Intoxicated	85
Ordinance Violation	35
Ordinance Violation 240 - (overweight vehicle)	0
Ordinance Violation 290 - (garbage / refuse)	0
Ordinance Violation 368 - (solicitation)	1
Ordinance Violation 387 - (firearms)	1
Ordinance Violation 399 - (fireworks)	28
Ordinance Violation 466 - (town animal tags)	1
Ordinance Violation 511 - (traffic)	0
Ordinance Violation 511-P - (parking)	3
Ordinance Violation 525 - (nuisance)	0
Ordinance Violation 526 - (dumpster)	1
Ordinance Violation 629 - (junk / abandoned vehicle)	4
Ordinance Violation 709 - (open burning)	2
Ordinance Violation 975 - (snowmobile)	2
Ordinance Violation 976 - (off-road vehicle)	16
Ordinance Violation 986 - (snow parking)	3
Ordinance Violation 1067 - (dog at large /barking dog)	2
Ordinance Violation 1132 - (fishing)	0
Ordinance Violation 1148 - (junk vehicle)	36
Ordinance Violation 1248 - (yard sales)	0
Ordinance Violation 1257 - (noise)	8
Ordinance Violation 1259 - (block parties)	0
Ordinance Violation 1287 - Residential Parking	5
Ordinance Violation 1322 - (parking)	17
Other Disturbance	29
Other Police Activity	93
Personal Injury	2
Possession of Alcohol	0
Possession of Marijuana	7
Possession of Paraphernalia	1
Possession of a Police Radio	0
Possession of Stolen Property	0
Property Damage	12
Property Donation	0
Public Indecency	0
Public Intoxication	6
Public Works Check	18
Reckless Driver	37
Recovered Item	24
Repossessed Vehicle	8
Resisting Law Enforcement	1
Restrain Violation	2
Robbery	1

<b>YEAR 2004 TOTAL INCIDENTS BY TYPE</b>	
<b>CLASSIFICATION</b>	<b>YEAR TO DATE</b>
Robbery - Attempted	0
Runaway	4
Service Call	832
Sexual Battery	0
Sexual Misconduct with a Minor	2
Signal 20	7
Signal 30	14
Signal 7	9
Solicitation	5
Stalking	2
Suicide - Attempted	3
Suspicious Activity	26
Suspicious Person	27
Suspicious Vehicle	44
Theft	101
Theft - Attempted	1
Traffic Hazard	31
Traffic Stop	122
Truancy	0
Unauthorized Control	1
Unlicensed Driver	14
Unsecured Building	21
Vacation Check	73
Vehicle Code Violation	1
VIN Check	228
Warrant	25
Weapons Possession	0
Welfare Check	30
<b>TOTAL NUMBER OF INCIDENTS IN 2004:</b>	<b>4,736</b>



**TOTAL INCIDENTS – 2000-2004**



<b>TOTAL TRAFFIC CRASHES -- 2003-2004</b>			
	<b>2003</b>	<b>2004</b>	<b>Difference</b>
<b>Total Number of Crashes</b>	<b>181</b>	<b>146</b>	<b>- 19.3%</b>
Number of Crashes Involving Alcohol	5	6	+ 20%
Number of Crashes Involving Drugs	1	0	- 100%
Number of Crashes Where Seat Belts Were Used	166	139	- 16.3%
Total Number of Injured	64	51	- 20%
Total Number of Fatalities	0	0	0









<b>ANNUAL TRAINING REPORT – YEAR 2004</b>		
<b>OFFICER</b>	<b>RANK</b>	<b>TOTAL HOURS OF TRAINING</b>
Frego, Fred A.	Chief	64.0
Guzik, Joseph J.	Chief – Resigned	38.0
Johnsen, Bernard J.	Assistant Chief	18.0
Chapranda, Frank M.	Sergeant	432.0
Fryzel, Michael S.	Sergeant	30.0
Conaway, Richard H.	Corporal	24.0
Demeter, David J.	Corporal	38.0
Gardenhire, Timothy R.	Corporal	51.0
Poston, Dale W.	Corporal	55.0
Andersen, Eric J.	Officer	53.0
Dahlin, Jay L.	Officer	54.0
Flores, Steven	Officer	42.0
Kouder, Richard K.	Officer	28.0
Rudzinski, Steven L.	Officer	80.5
Sidenbender, Brett J.	Officer	56.0
Turturillo, James	Officer	108.0
Fialkowski, Richard L.	Reserve Officer	8.0
Ginaven, Gary E.	Reserve Officer	48.0
Konvalinka, Anthony J.	Reserve Officer – Non-Active	48.0
Martin, Jerrod S.	Reserve Officer – Resigned	85.0
Moffitt, Michael D.	Reserve Officer	18.0
O’Leary, Joseph	Reserve Officer	24.0
O’Neill, Patrick J.	Reserve Officer	9.0
Oszust, David M.	Reserve Officer	93.0
Rybicki, David L.	Reserve Officer	99.0
Smith, Brenda L.	Reserve Officer – Resigned	93.0
Smith, Timothy A.	Reserve Officer	16.0
Stamate, Nicholas M.	Reserve Officer	8.0
Case, Linda	Dispatcher	62.0
Dodaro, Karen	Dispatcher – Part-time	30.0
Kolodziej, Joan M.	Administrative Assistant	22.0
Luketic, Beth A.	Dispatcher	62.0
Macak, Pamela F.	Dispatcher	58.0
Rudzinski, Donna	Dispatcher	86.0

<b>ANNUAL TRAINING REPORT – YEAR 2004</b>		
<b>OFFICER</b>	<b>RANK</b>	<b>TOTAL HOURS OF TRAINING</b>
Wroe, Clifford	Dispatcher – Part-time	24.0
<b>TOTAL HOURS OF TRAINING FOR YEAR 2004:</b>		<b>2,064.5</b>