

ST. JOHN POLICE DEPARTMENT



2005 YEAR END REPORT

By: Fred A. Frego
Chief of Police



2006 YEAR END REPORT TABLE OF CONTENTS 5-YEAR COMPARISON 2002-2006

A.Message from the Chief . . .

1.	Total Gas Cost / Mileage – 2002 / 2006	1
2.	Duty Mileage / Fuel Report	2
3.	Traffic Report by Officer - Tickets / Warnings – 2005 / 2006	3
4.	Yearly Average per Full-Time Patrol Officer – Tickets / Warnings	3
5.	Total Violations - Traffic / Parking / Warnings – 2002 / 2006	4
6.	Traffic / Parking Violations – 2002 / 2006 Graph	4
7.	Written Warnings – 2002 / 2006 Graph	4
8.	Traffic Ticket Citation Time Analysis -2006	5
9.	Racial Profile Report by Officer and Demographic Analysis of Persons Cited– 01/01/2006 to 12/31/2006	6-13
10.	Total Adult Arrest Record - Misdemeanor & Felony – 2002 / 2006	14
11.	Total Adult Officer Arrests – 2005 / 2006	14
12.	Reported Crimes by Type – 2002 / 2006	15
13.	Total Reported Crimes – 2002 – 2006 Graph	16
14.	Total Incidents By Classifications – 2006	16-19
15.	Total Incidents – 2002 / 2006 Graph	20
16.	Total Traffic Crashes – 2003 / 2004 / 2005 / 2006	20
17.	Annual Training Report By Officer for Year 2006	21

March 10, 2006

Message from the Chief . . .

I would like to thank the members of the St. John Town Council for their continued support and cooperation during this past year. I am thankful and pleased at the cooperation and assistance I have received from the members of the St. John Metropolitan Police Commission. The professionalism and assistance of the entire administration, as well as from the employees of the Town of St. John, is greatly appreciated.

I respectfully offer to the President and to the members of the Town Council, the St. John Police Department Annual Report for 2005. It is evident from this report the members of the St. John Police Department reflect professionalism, dedication, and a work ethic of the highest degree. In your review of the report, please note the following highlights:

- Reported crime was down for the second year in a row 1.8%. Reported incidents decreased 11.6%. The decrease is a somewhat inaccurate accounting of total incidents reported in 2005. Due to the transition from the IPTM Records Management System to the Spillman system and a new method of reporting incidents, some incidents that were previously reported in a different manner under the former system were initially not counted in the new system. This discrepancy has since been addressed and corrected. Therefore, a more accurate accounting of reported incidents is now in place.
- The achievements in 2005 were many. The department hired and trained two (2) new police officers. The additional manpower allowed the department to add a bike patrol whose presence strengthens our continuing efforts in achieving a total community policing program. Our canine, Ork, was a welcome addition to the department with his handler, Officer Steve Flores, a competent canine officer. This unit has augmented our Drug Interdiction Program, and also promotes good community relations with the citizens and businesses of St. John.

Message from the Chief . . .
2005 Year End Report
Page 2 of 2

- In March 2005, we made a successful transition from the old records management system to the new, countywide Spillman system. We now have the ability to share data with all agencies in Lake County. The new system is a vital tool at our officers' disposal providing them with instant, up-to-date information. We have added mobile laptop computer terminals in all patrol vehicles for immediate access of information via the Spillman system for all officers' use. Immediate access to vital information is an added protection and safety feature for our officers on the street.
- Plans have been finalized for the building of the new public safety facility to begin this year. It has been a joint effort between many individuals, spending many cumulative hours in the planning of this project. I am looking forward to the groundbreaking and to presenting an update next year regarding the progress and near completion of the new public safety facility.

The St. John Police Department has made significant progress in many areas this past year. With continued efforts of strong leadership and administration, dedication, and professionalism, I am confident the total membership of the St. John Police Department will continue to move forward in serving the needs and expectations of the good citizens of the Town of St. John, Indiana with premier service.

Sincerely,

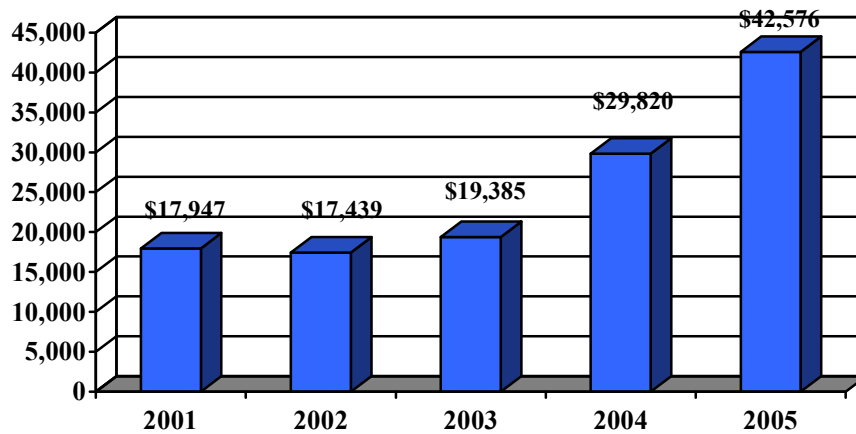
Fred A. Frego
Chief of Police

FAF:jmk

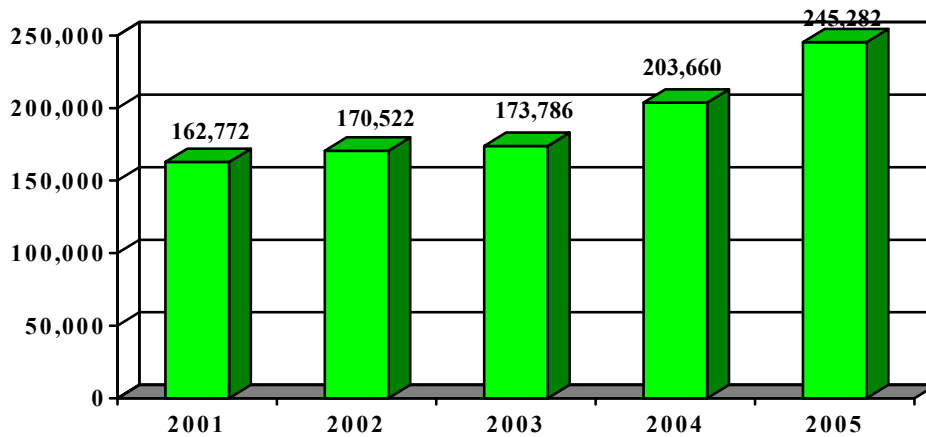
2005 YEAR END REPORT

TOTAL GAS COST / MILEAGE					
	2001	2002	2003	2004	2005
Total Gas Cost	\$17,947.57	\$17,439.36	\$19,385.64	\$29,820.41	\$42,576.10
Total Mileage	162,772	170,522	173,786	203,660	245,282

TOTAL GAS COST – 2001-2005



TOTAL MILEAGE – 2001-2005



ST. JOHN POLICE DEPARTMENT DUTY MIELAGE / FUEL REPORT				
OFFICER	2005 MILES DRIVEN	2005 GALLONS OF FUEL	2005 FUEL COST	AVERAGE MILES PER GALLON
Frego, Chief F.	12,163	663.0	\$ 1,326.25	18.3
Johnsen, Asst. Chief B.	19,767	1,187.5	\$ 2,368.29	16.6
Chapranda, Cmdr. F.	4,246	382.2	\$ 769.80	11.1
Fryzel, Cmdr. M.	18,650	1,678.7	\$ 3,415.65	11.1
Conaway, Corp. R.	12,546	1,107.2	\$ 2,189.37	11.3
Demeter, Corp. D.	12,235	948.7	\$ 1,891.21	12.9
Gardenhire, Corp. T.	15,171	1,387.9	\$ 2,744.91	10.9
Poston, Corp. D.	11,097	982.7	\$ 2,016.51	11.3
Andersen, Officer E.	10,142	885.4	\$ 1,797.56	11.4
Dahlin, Officer J.	10,168	1,056.2	\$ 2,115.35	9.6
Flores, Officer S.	16,867	1,777.8	\$ 3,579.09	9.5
Kouder, Officer R.	8,196	641.6	\$ 1,222.11	12.7
Moffitt, Officer M.	12,766	1,174.5	\$ 2,444.06	10.8
Rudzinski, Officer S.	16,056	1,218.8	\$ 2,463.29	13.1
Sidenbender, Officer B.	14,975	1,526.8	\$ 3,105.69	9.8
Stamate, Officer N.	10,873	1,095.0	\$ 2,311.04	9.9
Turturillo, Officer J.	13,150	1,216.6	\$ 2,426.38	10.8
Unit #30	7,410	740.3	\$ 1,398.90	10.0
Unit #31	4,347	414.6	\$ 877.75	10.5
Unit #32	6,906	722.0	\$ 1,368.68	9.5
Unit #40	1,168	60.9	\$ 113.48	19.1
Unit #42	5,576	269.4	\$ 464.28	20.6
Unit #T-110 (Diesel)	385	49.8	\$ 68.92	7.7
Unit #T-112	44	9.0	\$ 14.22	4.8
Unit #T-114 (Diesel)	71	14.4	\$ 15.84	4.9
Command 100 (Diesel)	0	21.9	\$ 24.09	
ATV #1	178	14.4	\$ 30.04	12.4
ATV #2	129	6.3	\$ 13.36	20.4
YEAR 2005 TOTALS:	245,282	21,253.6	\$ 42,576.12	11.1
YEAR 2004 TOTALS:	203,660	17,967.1	\$ 29,820.41	11.3
YEAR 2003 TOTALS:	173,786	13,732.1	\$ 19,385.64	12.6

TRAFFIC REPORT				
Officer	Year 2004 Tickets	Year 2005 Tickets	Year 2004 Warnings	Year 2005 Warnings
Chief F. Frego	0	0	0	0
Cmdr. F. Chapranda	0	52	6	7
Cmdr. M. Fryzel	16	11	12	13
Cpl. R. Conaway	292	282	52	22
Cpl. J. Dahlin	261	86	43	25
Cpl. D. Demeter	288	272	34	51
Cpl. T. Gardenhire	214	153	40	30
Cpl. D. Poston	234	152	98	63
Ofc. E. Andersen	227	201	40	59
Ofc. S. Flores	222	243	104	120
Ofc. R. Kouder	162	9	10	2
Ofc. M. Moffitt	28	151	12	49
Ofc. S. Rudzinski	282	200	131	82
Ofc. B. Sidenbender	152	83	25	6
Ofc. N. Stamate	24	150	26	65
Ofc. J. Turturillo	239	202	61	52
R. Ofc. S. Adams	N/A	0	N/A	4
R. Ofc. R. Fialkowski	4	9	11	26
R. Ofc. J. Gembala	N/A	0	N/A	1
R. Ofc. G. Ginaven	29	14	23	4
R. Ofc. R. Hickey (Quit in 2004)	0	N/A	1	N/A
R. Ofc. J. O'Leary	12	5	8	8
R. Ofc. P. O'Neill	3	3	27	15
R. Ofc. D. Oszust	N/A	69	N/A	42
R. Ofc. J. Renz	N/A	0	N/A	0
R. Ofc. D. Rybicki	N/A	7	N/A	12
R. Ofc. T. Smith	120	49	54	55
R. Ofc. M. Wolff	N/A	0	N/A	6
TOTAL:	2809	2403	818	819
TOTAL AFTER SUBTRACTING HIGHLIGHTED NUMBERS:	2573	2184	656	626

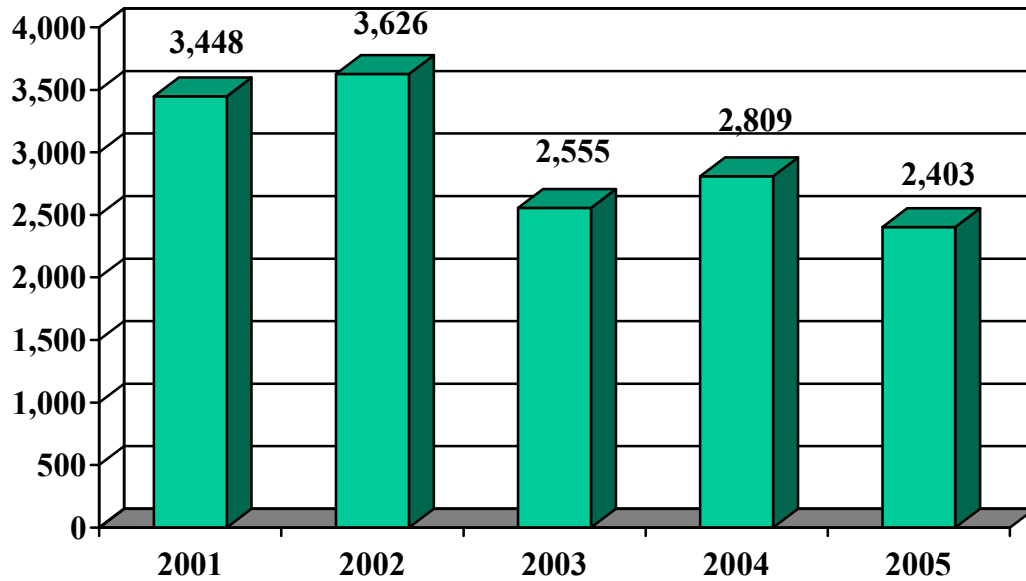
YEARLY AVERAGE PER FULL-TIME PATROL OFFICER

[The numbers highlighted in yellow in the Traffic Report were deducted from the year-end totals and then divided by the number 11 (Year 2004) and the number 13 (Year 2005) to provide an average for full-time patrol officer.]

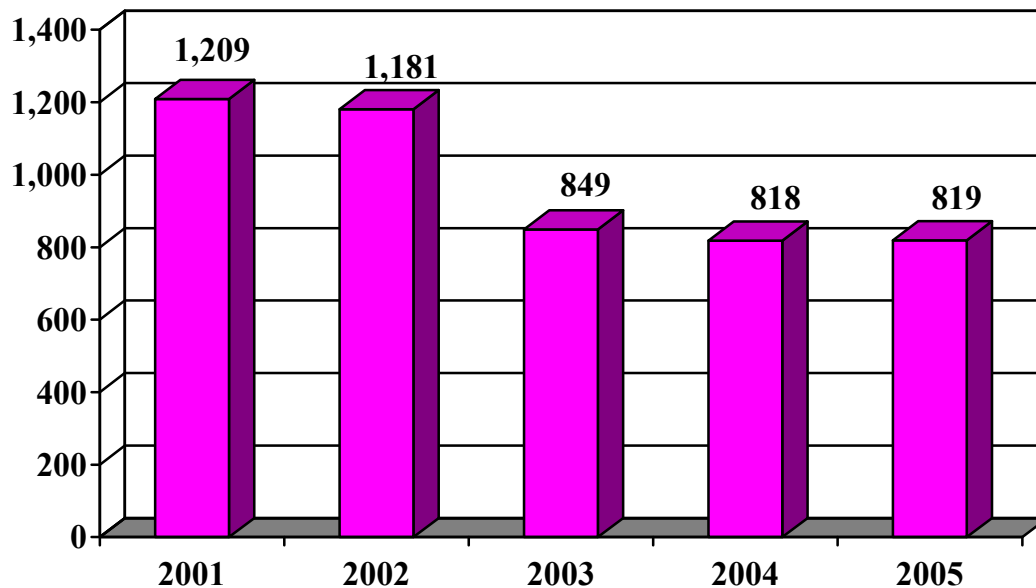
	2004	2005
Tickets	234	168
Warnings	60	48

TOTAL VIOLATIONS / WARNINGS					
	2001	2002	2003	2004	2005
Traffic / Parking Violations	3448	3626	2555	2809	2403
Written Warnings	1209	1181	849	818	819

TRAFFIC / PARKING VIOLATIONS -- 2001-2005



WRITTEN WARNINGS -- 2001-2005



TRAFFIC STATISTICAL REPORT – 01/01/2005 TO 03/31/2005

RACIAL PROFILE REPORT BY OFFICER – 01-01-2005 TO 03-31-2005

RACIAL PROFILE REPORT BY OFFICER CONTINUED – 01-01-2005 TO 03-31-2005

TRAFFIC CITATION TIME ANALYSIS – 04/01/2005 TO 12/31/2005

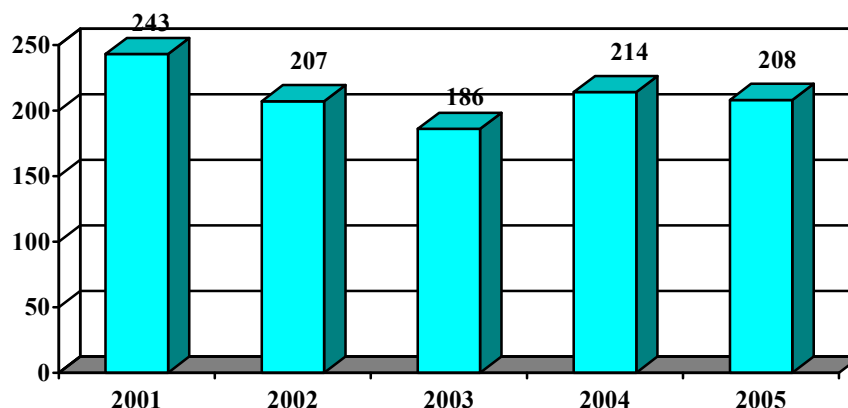
RACIAL PROFILING REPORT BY OFFICER AND DEMOGRAPHIC ANALYSIS OF PERSONS CITED 04/01/2005 TO 12/31/2005								
Officer	Total # Persons Cited	Male	Female	Unk	Race / Age	Male	Female	Unk
Demeter, D.	206	115	90	1	No Entry	3	4	1
					Asian	1		
					Black	1	8	
					White/Hispanic/La	8	1	
					White	102	77	
					1 to 18	24	20	
					19 to 25	29	21	
					26 to 50	55	44	
					51 and over	75	5	
					Unknown			1
Fialkowski, R.	9	7	2		No Entry	1		
					White	6	2	
					19 to 25	5	1	
					26 to 50	2	1	
Flores, S.	185	127	57	1	No Entry	4	4	1
					Black	1		
					White/Hispanic/La	8		
					White	114	53	
					1 to 18	13	10	
					19 to 25	40	19	1
					26 to 50	67	21	
				51 and over	7	7		
Fryzel, M.	17	14	3		No Entry	1		
					Black	1		
					White	12	3	
					1 to 18	1	1	
					19 to 25	2		
					26 to 50	8	1	
					51 and over	3	1	
Gangolf, S.	22	12	10		Black	1		
					White	11	10	
					26 to 50	12	10	
Gardenhire, T.	135	92	43		No Entry	3	1	
					Asian	1	1	
					Black	6		
					White/Hispanic/La	3	1	
					Unknown	1		
					White	78	40	
					1 to 18	19	11	
					19 to 25	23	7	
					26 to 50	41	23	
					51 and over	9	2	

RACIAL PROFILING REPORT BY OFFICER AND DEMOGRAPHIC ANALYSIS OF PERSONS CITED 04/01/2005 TO 12/31/2005								
Officer	Total # Persons Cited	Male	Female	Unk	Race / Age	Male	Female	Unk
Ginaven, G.	10	3	7		Black		1	
					White/Hispanic/La		2	
					White	3	4	
					1 to 18	1	1	
					19 to 25	1	3	
					26 to 50	1	3	
Kouder, R.	4	4			White	4		
					1 to 18	1		
					19 to 25	3		
Mainwaring, J.	55	7		48	No Entry	4		48
					White	3		
					26 to 50	3		
					51 and over	1		
					Unknown	3		48
Moffitt, M.	148	108	37	3	No Entry	4	3	3
					Black	1		
					White/Hispanic/La	10	1	
					White	93	33	
					1 to 18	12	5	
					19 to 25	41	12	
					26 to 50	46	20	1
					51 and over	9		
					Unknown			2
O'Leary, J.	5	3	1	1	No Entry			1
					White	3	1	
					19 to 25	3		
					26 to 50		1	
					Unknown			1
O'Neill, P.	3	1	2		White/Hispanic/La		1	
					White	1	1	
					19 to 25	1	1	
					51 and over		1	
Oszust, D.	65	52	12	1	No Entry			1
					White/Hispanic/La	4		
					White	48	12	
					1 to 18	13	5	
					19 to 25	14	3	
					26 to 50	24	3	
					51 and over	1	1	
					Unknown			1

RACIAL PROFILING REPORT BY OFFICER AND DEMOGRAPHIC ANALYSIS OF PERSONS CITED 04/01/2005 TO 12/31/2005								
Officer	Total # Persons Cited	Male	Female	Unk	Race / Age	Male	Female	Unk
Stamate, N.	144	85	57	2	No Entry	3	2	2
					Black	6	2	
					White/Hispanic/La	2	5	
					Multiracial	1		
					White	73	48	
					1 to 18	15	6	
					19 to 25	28	12	
					26 to 50	37	38	
					51 and over	5	1	
					Unknown			2

DEMOGRAPHIC ANALYSIS OF PERSONS CITED												
04/01/2005 TO 12/31/2005												
Total Persons Cited (Duty, Grant, Animal Control and Code Enforcement):										2164		
Male: 1353				Female: 725				Unknown: 86				
Race:				Male		Female		Unknown				
No Entry				55		41		86				
Asian				4		1						
Black				40		22						
White / Hispanic / Latin				76		18						
Multiracial				1								
Unknown				5								
White				1172		642						
Marital Status:				Male		Female		Unknown				
No Entry				1014		679		86				
Divorced				411		5						
Engaged				3		1						
Married				62		15						
Single				212		23						
Widowed				2								
Unknown				19		2						
AGE	MALE	FEMALE	UNK	AGE	MALE	FEMALE	UNK	AGE	MALE	FEMALE	UNK	
15	3			16	38	14		17	92	53		
18	66	44		19	73	31	1	20	62	33	1	
21	64	17		22	56	25		23	72	22		
24	53	13		25	38	23		26	24	22		
27	40	18		28	38	16	3	29	35	20		
30	36	16		31	28	18		32	37	12		
33	31	15		34	30	11		35	27	16		
36	33	14		37	24	17		38	18	19		
39	25	12		40	28	17		41	19	23		
42	22	15		43	27	17		44	18	9		
45	17	16		46	11	17		47	16	16		
48	14	13		49	7	9		50	10	10		
51	13	7		52	10	5		53	12	7		
54	9	6		55	9	7		56	8	4		
57	7	2		58	5	2		59	4	4		
60	6	3		61	6	2		62	4	3		
63	3			64	7	2		65	4	2		
66		1		67	1			68	1	1		
69	3	2		70	1	1		73	3			
77		1		78	2			No DOB	3		81	

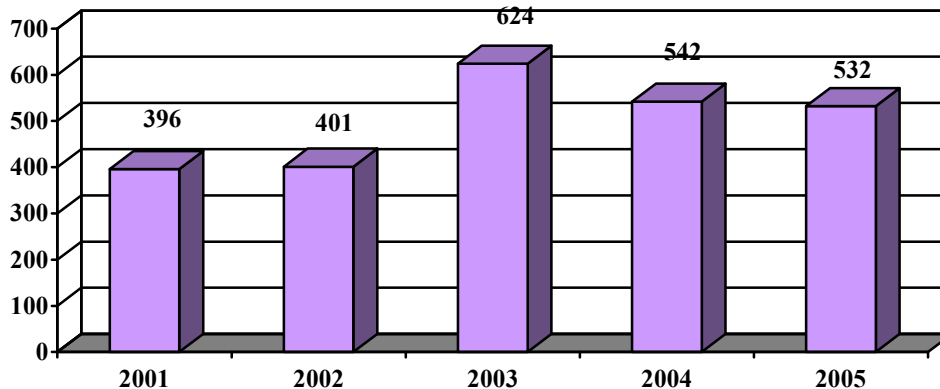
TOTAL ADULT ARREST RECORD					
	2001	2002	2003	2004	2005
Misdemeanor / Felony Arrests	243	207	186	214	208



TOTAL ADULT OFFICER ARRESTS		
OFFICER	2004	2005
Capt. B. Johnsen	18	5
Sgt. F. Chapranda	0	0
Sgt. M. Fryzel	3	0
Cpl. R. Conaway	7	3
Cpl. J. Dahlin	26	14
Cpl. D. Demeter	12	9
Cpl. T. Gardenhire	11	11
Ofc. D. Poston	11	16
Ofc. E. Andersen	4	10
Ofc. S. Flores	25	50
Ofc. R. Kouder	16	1
Ofc. M. Moffitt*	3	5
Ofc. S. Rudzinski	36	25
Ofc. B. Sidenbender	18	18
Ofc. N. Stamate*	3	15
Ofc. J. Turturillo	13	14
* Officers Moffitt and Stamate were Reserve Officers in 2004. They became full-time officers on 01/01/2005.		
Reserve Ofc. R. Fialkowski	N/A	0
Reserve Ofc. G. Ginaven	4	0
Reserve Ofc. J. O'Leary	0	1
Reserve Ofc. P. O'Neill	0	0
Reserve Ofc. D. Oszust	N/A	10
Reserve Ofc. T. Smith	4	1
TOTAL ADULT ARRESTS	214	208

REPORTED CRIMES BY TYPE					
YEARS 2001 – 2005					
TYPE OF CRIME	2001	2002	2003	2004	2005
Alcohol Offenses / Minor Consumption	5	20	11	6	17
Arson	0	0	2	0	0
Arson – Attempted	0	1	1	0	0
Auto Theft	6	4	3	3	10
Auto Theft – Attempted	1	0	1	1	23
Battery	21	22	25	13	19
Burglary	12	15	24	22	8
Burglary – Attempted	6	3	4	3	0
Child Abuse / Neglect	1	2	1	4	2
Child Molesting	1	0	2	1	1
Criminal Mischief	88	98	160	145	111
Criminal Recklessness	0	0	0	5	18
Damage / Destruction of Property	23	14	26	18	57
Disorderly Conduct	2	3	2	3	2
Domestic Battery / Violence	14	8	25	30	7
Drugs / Controlled Substance Problem	9	12	4	2	15
Forgery / Check Deception	2	5	7	7	4
Fraud / Identity Theft	7	8	25	20	29
Harassment / Harassment TX	41	44	66	63	55
Homicide	1	0	0	1	0
Intimidation	24	17	22	26	19
Invasion of Privacy	2	2	2	1	0
Lost/Stolen Items	7	7	21	22	20
Public Indecency	1	0	2	0	2
Public Intoxication	14	10	9	6	6
Rape	1	0	0	0	0
Resisting Law Enforcement	3	5	7	1	1
Robbery	0	0	1	1	2
Sexual Battery	0	0	2	0	1
Sexual Offense	0	0	2	3	3
Suicide	1	0	0	1	1
Suicide – Attempted	1	1	2	3	5
Theft (Conversion)	97	89	147	104	79
Theft – Attempted	0	1	5	1	5
Trespassing	5	8	13	26	9
Weapon Offense	1	2	0	0	1
TOTAL	397- Up 6% over 2000	401 – Up 1.6% over 2001	624 – Up 55% over 2002	542 – Down 13% over 2003	532 – Down 1.8% over 2004

TOTAL REPORTED CRIMES - 2001-2005



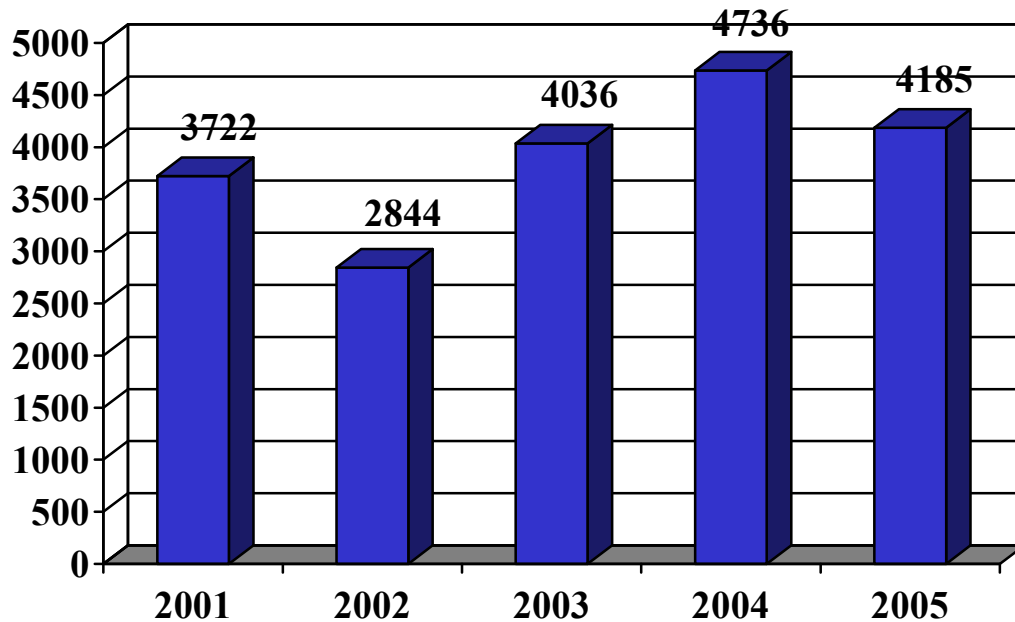
YEAR 2005 TOTAL INCIDENTS BY TYPE	
CLASSIFICATION	YEAR TO DATE
911 Hang-up	146
Abandoned Vehicle	71
Agency Assist	65
Alarm	493
Alcohol Offense	17
Ambulance Call	8
Animal Problem	250
Arson	0
Assault	0
Assault with Firearm	0
Assault with a Knife	0
Assist Other Agency	57
Attempt Theft Vehicle	23
Attempt to Locate	2
Attempted Rape	0
Aviation Call	0
Bad Check	4
Battery	19
Bomb Threat/Attack	0
Bribery	0
Burglary	8
Business License Problem	0
Child Abuse	2
Citizen Assist	123
Citizen Dispute	25
Civil Matter	41
Commitment	4
Criminal Mischief	111
Criminal Recklessness	18
Curfew	1
Custodial Interference	1

YEAR 2005 TOTAL INCIDENTS BY TYPE	
CLASSIFICATION	YEAR TO DATE
Damage Property	2
Dead Body	3
Deliver Message	0
Depriving Owner of Vehicle	0
Disabled Vehicle	8
Disaster	0
Disorderly Conduct	2
Dog Bite	10
Domestic Battery w/o Weapon	7
Domestic Disturbance	26
Domestic w/Weapon	0
Drive Off	0
Drowning	0
Drugs /Controlled Substance Problem	15
DUI	59
Embezzlement	0
Emergency	0
Employee Injury	0
Escort	13
Explosives	0
Extra Patrol	1
Fail to Reg Sex Offender	0
False Report	1
Family Disturbance	34
Fatal Accident	0
Fight	4
Fingerprint	114
Fire Dispatch	100
Fire Vehicle – Car Fire	2
Fireworks	38
Fish & Game	6
Forgery	0
Found Property	25
Fraud	29
Funeral Escort	63
Gambling	0
Harassment	55
Hazmat – Haz. Mat. Spill	0
Homicide	0
Hunting Complaint	3
Illegal Burning	1
Illegal Dumping	7
Industrial Accident	0
Information	95
Injured Person	2
Intimidation	19
Intoxication	6
Invasion of Privacy	0
Juvenile Molestation	1

YEAR 2005 TOTAL INCIDENTS BY TYPE	
CLASSIFICATION	YEAR TO DATE
Juvenile Problem	91
K9 Usage	10
Kidnapping	0
Littering	0
Loitering	1
Lost or Stolen Property	20
Loud Music / Party	43
Man With Gun	1
Military – AWOL	0
Miscellaneous	20
Misconduct	0
Missing Person	8
Need Assistance	0
Off Duty Response	0
Off Road Vehicle	13
Open Burning	0
Ordinance Violation	26
Overdose	1
Parking Problem	24
PD Accident	283
PI Accident	43
Pornography	0
Probation Violation	0
Property Damage	55
Prostitution	0
Prowler	0
Public Indecency	2
Rape	0
Reckless Driving	161
Recovered Stolen Property	4
Recovered Stolen Vehicle	0
Repossession	8
Resisting / Interfering with Officer	1
Riot	0
Road Blockage	1
Robbery	2
Runaway Juvenile	0
Search Warrant	0
Sex Offense	3
Sexual Battery	1
Shots Fired	2
Simple Assault	0
Stabbing	0
Structure Fire	0
Suicide	1
Suicide Attempt	5
Suspicious Incident	104
Suspicious Person	89
Suspicious Vehicle	142

YEAR 2005 TOTAL INCIDENTS BY TYPE	
CLASSIFICATION	YEAR TO DATE
Theft	79
Theft – Attempt	5
Theft from Vehicle	23
Theft Vehicle Other – Tractor, Bobcat, Trailers, Etc.	3
Theft – Automobile	6
Theft – Motorcycle	0
Theft – Truck / Bus	1
Theft – Vehicle Parts	1
Threatening	26
Traffic Hazard	60
Traffic Offense	47
Traffic Stop	13
Trespassing	9
Unauthorized Control	6
Unsecure Premise	30
Unwanted Party	13
Utility Problem	17
Vagrancy	1
Vandalism	52
VIN Inspection	119
Visiting A Common Nuisance	0
Walk Away From Work Release	0
Warrant Served	19
Weapon Discharge	0
Weapon Offense	1
Welfare Check	56
DISCONTINUED (IPTM) CLASSIFICATIONS	
Service Call	177
Vacation Check	16
TOTAL NUMBER OF INCIDENTS IN 2005:	4,185

TOTAL INCIDENTS – 2001-2005



TOTAL TRAFFIC CRASHES -- 2003-2005			
	2003	2004	2005*
Total Number of Crashes	181	146	326
Total Number of Injured	64	51	43
Total Number of Fatalities	0	1	0

* Years 2003 and 2004 indicate accidents wherein a State Crash Report was filed. These years' numbers do not include any Property Damage Accidents with damage under \$1000.00. Year 2005 indicates all traffic accidents, both accidents with State Crash Reports being filed, as well as all PD Accidents with damage under \$1000.00.

ANNUAL TRAINING REPORT – YEAR 2005		
OFFICER	RANK	TOTAL HOURS OF TRAINING
Frego, Fred A.	Chief	68.0
Johnsen, Bernard J.	Assistant Chief / Captain	24.0
Chapranda, Frank M.	Commander / Sergeant	44.0
Fryzel, Michael S.	Commander / Sergeant	56.0
Conaway, Richard H.	Corporal	20.0
Dahlin, Jay L.	Corporal	48.0
Demeter, David J.	Corporal	34.0
Gardenhire, Timothy R.	Corporal	41.0
Poston, Dale W.	Corporal	42.0
Andersen, Eric J.	Officer	32.5
Flores, Steven	Officer	184.0
Kouder, Richard K.	Officer	4.0
Moffitt, Michael D.	Officer	584.0
Rudzinski, Steven L.	Officer	32.0
Sidenbender, Brett J.	Officer	36.0
Stamate, Nicholas M.	Officer	572.0
Turturillo, James	Officer	40.5
Adams, Shane L.	Reserve Officer	45.0
Fialkowski, Richard L.	Reserve Officer	29.0
Gembala, Jeffrey D.	Reserve Officer	55.0
Ginaven, Gary E.	Reserve Officer	8.0
O'Leary, Joseph W.	Reserve Officer	42.0
O'Neill, Patrick J.	Reserve Officer	27.0
Oszust, David M.	Reserve Officer	19.0
Renz, Joseph A.	Reserve Officer	55.0
Rybicki, David L.	Reserve Officer	19.0
Smith, Timothy A.	Reserve Officer	10.0
Wolff, Mathew A.	Reserve Officer	49.0
Case, Linda	Dispatcher	0.0
Dodaro, Karen	Dispatcher – Part-time	0.0
Kolodziej, Joan M.	Administrative Assistant	4.0
Luketic, Beth A.	Dispatcher	20.0
Macak, Pamela F.	Dispatcher	2.0
Rudzinski, Donna	Dispatcher	4.0
Wroe, Clifford	Dispatcher – Part-time	0.0
TOTAL HOURS OF TRAINING FOR YEAR 2005:		2250.0

