

ST. JOHN POLICE DEPARTMENT



2006 YEAR END REPORT

By: Fred A. Frego
Chief of Police



2006 YEAR END REPORT TABLE OF CONTENTS 5-YEAR COMPARISON 2002-2006

A. Message from the Chief . . .

1.	Total Gas Cost / Mileage – 2002 / 2006	1
2.	Duty Mileage / Fuel Report	2
3.	Traffic Report by Officer - Tickets / Warnings – 2005 / 2006	3
4.	Yearly Average per Full-Time Patrol Officer – Tickets / Warnings	3
5.	Total Violations - Traffic / Parking / Warnings – 2002 / 2006	4
6.	Traffic / Parking Violations – 2002 / 2006 Graph	4
7.	Written Warnings – 2002 / 2006 Graph	4
8.	Traffic Citation Time Analysis – 2006	5
9.	Racial Profiling Report by Officer and Demographic Analysis of Persons Cited– 01/01/2006 to 12/31/2006	6-13
10.	Total Adult Arrest Record - Misdemeanor & Felony – 2002 / 2006	14
11.	Total Adult Officer Arrests – 2005 / 2006	14
12.	Reported Crimes by Type – 2002 / 2006	15
13.	Total Reported Crimes – 2002 – 2006 Graph	16
14.	Total Incidents By Classifications – 2006	16-19
15.	Total Incidents – 2002 / 2006 Graph	20
16.	Total Traffic Crashes – 2003 / 2004 / 2005 / 2006	20
17.	Annual Training Report By Officer for Year 2006	21

February 12, 2007

Message from the Chief . . .

The Year 2006 was an exciting, productive and successful year for the St. John Police Department.

I am pleased to extend my appreciation to many. First and foremost, I thank the members of the St. John Town Council for their support and cooperation this past year. The vision of this administration is most certainly moving the future of the Town of St. John forward in a progressive and positive direction. I thank the St. John Metropolitan Police Commission for their time, effort and dedication provided in the administration of the hiring process for new officers, along with and among various other responsibilities. The entire Police Department, staff and employees of the Town of St. John continue to support all we do with the highest degree of assistance and professionalism. I commend them all for their support and effort.

I respectfully present to the President and to the members of the Town Council, the St. John Police Department Annual Report for 2006. It is evident from this report that the members of the St. John Police Department reflect professionalism, dedication, and a work ethic of the highest degree. In your review of the report, please note the following highlights:

- Reported crime was down for the third consecutive year by 3%. Reported incidents increased 16%. I attribute this increase in incidents to the continued growth, both residential and commercial, in St. John. Adult arrests increased by 41%; traffic citations increased by 15%.
- The Year 2006 saw the groundbreaking and rise of our new Public Safety Complex, which took place in May 2006. The building had been in the planning stages on paper for about one year. It was a gratifying experience to witness the beginning of the initial construction phase. The facility is well on its way to completion. The projected target date for completion and occupancy of the building is June 2007. Upon completion of the new Public Safety Complex, it will stand as a modern state-of-the-art facility capable of providing the current citizens of St. John with the services which they expect and deserve, and will

Message from the Chief . . .
2006 Year End Report
Page 2 of 2

continue to do so well for generations to come. The new facility will dramatically enhance the safety and security of all the members of the St. John Police and Fire Departments. It is a facility for which all of St. John can be proud.

The St. John Police Department has made significant progress in many areas this past year. With continued efforts of strong leadership and administration, dedication, and professionalism, I am confident the total membership of the St. John Police Department will continue to move forward in serving the needs and expectations of the good citizens of the Town of St. John, Indiana with premier service.

Sincerely,

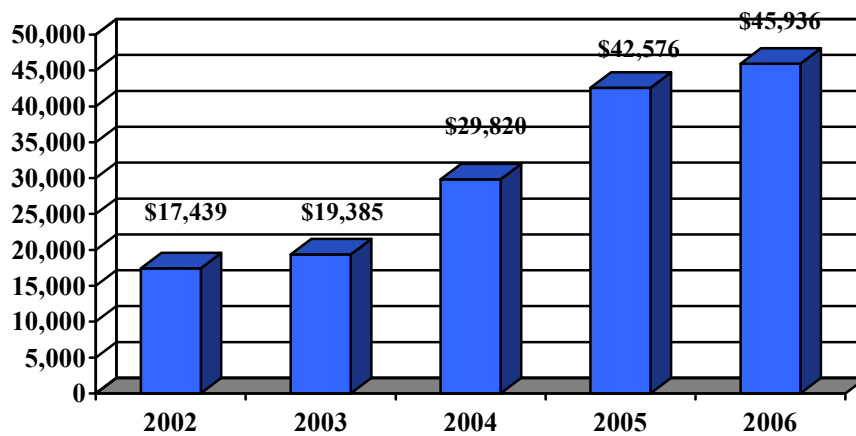
Fred A. Frego
Chief of Police

FAF:jmk

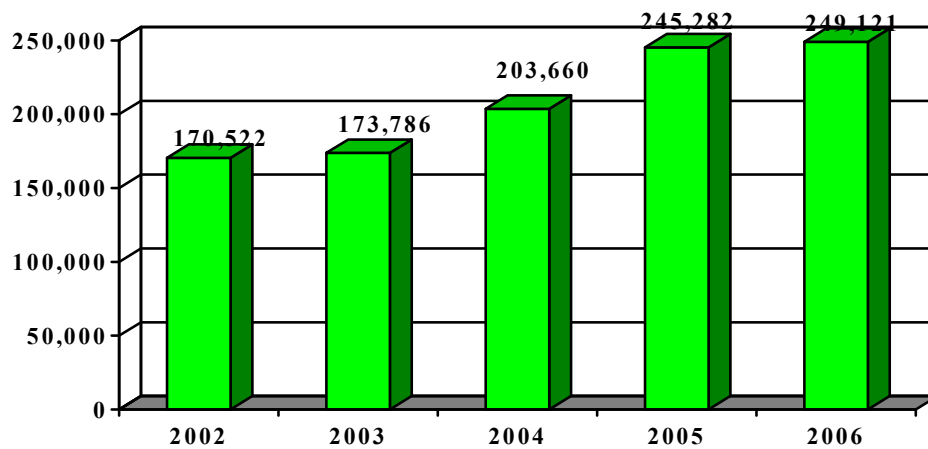
2006 YEAR END REPORT

TOTAL GAS COST / MILEAGE					
	2002	2003	2004	2005	2006
Total Gas Cost	\$17,439.36	\$19,385.64	\$29,820.41	\$42,576.10	\$45,936.39
Total Mileage	170,522	173,786	203,660	245,282	249,121

TOTAL GAS COST -- 2002 – 2006



TOTAL MILEAGE -- 2002 – 2006



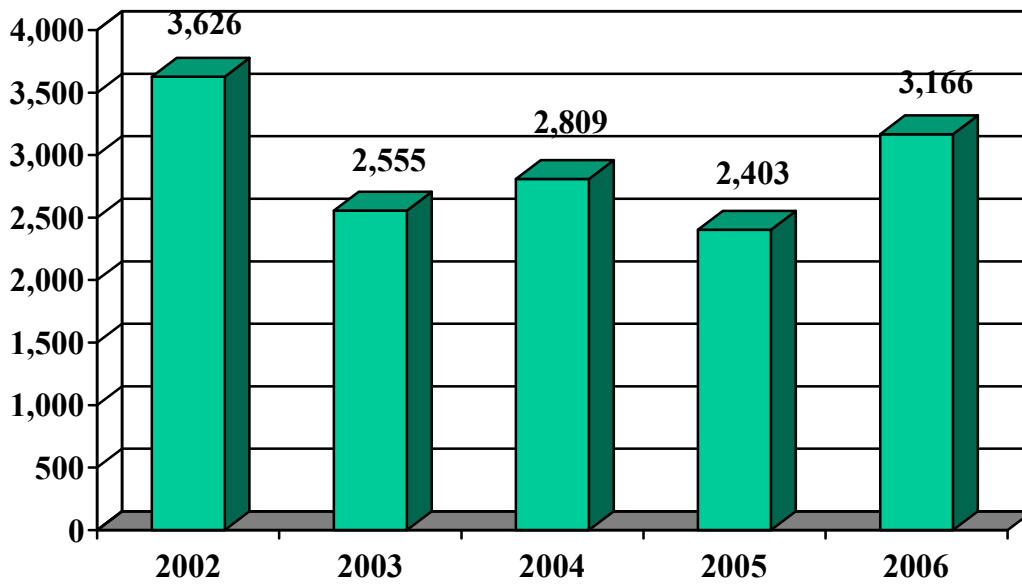
ST. JOHN POLICE DEPARTMENT DUTY MILEAGE / FUEL REPORT				
OFFICER	2006 MILES DRIVEN	2006 GALLONS OF FUEL	2006 FUEL COST	AVERAGE MILES PER GALLON
Frego, Chief F.	11,030	624.2	\$ 1,396.75	17.7
Johnsen, Asst. Chief B.	17,567	1,057.3	\$ 2,327.11	16.6
Chapranda, Cmdr. F.	4,153	372.8	\$ 835.93	11.1
Fryzel, Cmdr. M.	13,936	1,084.1	\$ 2,395.50	12.9
Kouder, Lt. R.	10,565	1,088.0	\$ 2,366.36	9.7
Conaway, Corp. R.	10,852	895.5	\$ 2,032.92	12.1
Dahlin, Corp. D.	9,016	947.3	\$ 2,098.13	9.5
Demeter, Corp. D.	13,449	903.9	\$ 1,979.54	14.9
Gardenhire, Corp. T.	11,298	1001.8	\$ 2,172.39	11.3
Poston, Corp. D.	11,467	913.1	\$ 2,065.59	12.6
Andersen, Officer E.	11,291	849.5	\$ 1,838.35	13.3
Flores, Officer S.	17,613	1,815.4	\$ 4,009.29	9.7
Moffitt, Officer M.	18,481	1,616.1	\$ 3,597.54	11.4
Rudzinski, Officer S.	16,120	1,203.0	\$ 2,614.28	13.4
Sidenbender, Officer B.	16,614	1,441.1	\$ 3,183.57	11.5
Stamate, Officer N.	16,649	1,501.4	\$ 3,310.13	11.1
Turturillo, Officer J.	10,369	884.0	\$ 1,902.55	11.7
Unit #18 – Unassigned	128	11.2	\$ 20.48	11.4
Unit #30	6,593	558.4	\$ 1,242.60	11.8
Unit #31	11,615	1,082.7	\$ 2,453.29	10.7
Unit #32	9,154	819.9	\$ 1,821.81	11.2
Unit #40	168	11.3	\$ 20.94	14.9
Unit #41	579	50.8	\$ 125.62	11.4
Unit #T-110 (Diesel)	0	0	\$ 0.00	0.0
Unit #T-112	72	19.7	\$ 41.94	3.7
Unit #T-114 (Diesel)	130	14.7	\$ 29.84	8.8
Command 100 (Diesel)	57	18.9	\$ 38.41	3.0
ATV #1	107	3.9	\$ 10.61	27.4
ATV #2	48	1.8	\$ 4.92	26.7
YEAR 2006 TOTALS:	249,121	20,791.8	\$ 45,936.39	12.2
YEAR 2005 TOTALS:	245,282	21,253.6	\$ 42,576.12	11.1
YEAR 2004 TOTALS:	203,660	17,967.1	\$ 29,820.41	11.3
YEAR 2003 TOTALS:	173,786	13,732.1	\$ 19,385.64	12.6

TRAFFIC REPORT				
Officer	Year 2005 Tickets	Year 2006 Tickets	Year 2005 Warnings	Year 2006 Warnings
Chief F. Frego	0	0	0	0
Cmdr. F. Chapranda	52	13	7	2
Cmdr. M. Fryzel	11	12	13	5
Lt. R. Kouder	9	92	2	13
Cpl. R. Conaway	282	245	22	13
Cpl. J. Dahlin	86	42	25	12
Cpl. D. Demeter	272	251	51	29
Cpl. T. Gardenhire	153	154	30	13
Cpl. D. Poston	152	108	63	49
Ofc. E. Andersen	201	159	59	34
Ofc. S. Flores	243	378	120	163
Ofc. M. Moffitt	151	545	49	136
Ofc. S. Rudzinski	200	349	82	126
Ofc. B. Sidenbender	83	83	6	15
Ofc. N. Stamate	150	264	65	66
Ofc. J. Turturillo	202	151	52	21
R. Ofc. S. Adams	0	117	4	39
R. Ofc. R. Fialkowski	9	14	26	50
R. Ofc. J. Gembala	0	9	1	22
R. Ofc. G. Ginaven (Quit in 2005)	14	0	4	0
R. Ofc. J. O'Leary	5	3	8	7
R. Ofc. P. O'Neill	3	0	15	9
R. Ofc. D. Oszust	69	35	42	33
R. Ofc. J. Renz	0	0	0	0
R. Ofc. D. Rybicki (Quit in 2005)	7	0	12	0
R. Ofc. T. Smith	49	57	55	52
R. Ofc. M. Wolff	0	85	6	43
TOTAL:	2403	3166	819	952
TOTAL AFTER SUBTRACTING HIGHLIGHTED NUMBERS:	2184	2729	626	677

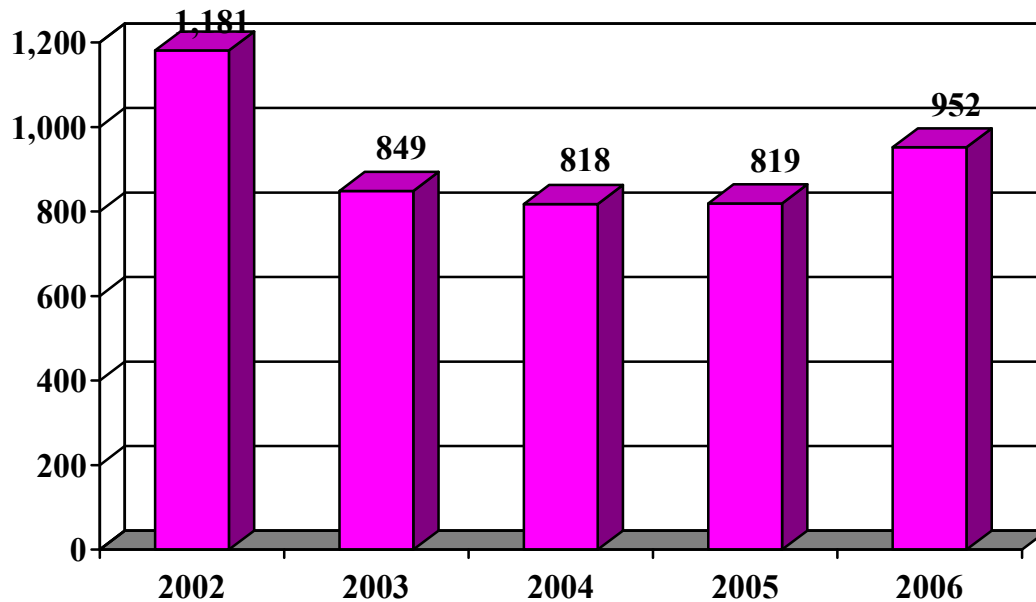
YEARLY AVERAGE PER FULL-TIME PATROL OFFICER		
[The numbers highlighted in yellow in the Traffic Report were deducted from the year-end totals and then divided by the number 13 (Year 2005) and the number 12 (Year 2006) to provide an average for full-time patrol officer.]		
	2005	2006
Tickets	168	227
Warnings	48	56

TOTAL VIOLATIONS / WARNINGS					
	2002	2003	2004	2005	2006
Traffic / Parking Violations	3626	2555	2809	2403	3166
Written Warnings	1181	849	818	819	952

TRAFFIC / PARKING VIOLATIONS -- 2002 – 2006



WRITTEN WARNINGS -- 2002 – 2006



TRAFFIC STATISTICAL REPORT – 01/01/2006 TO 12/31/2006

RACIAL PROFILING REPORT BY OFFICER AND DEMOGRAPHIC ANALYSIS OF PERSONS CITED 01/01/2006 TO 12/31/2006 (Total Persons Cited – Duty, Grant, Animal Control and Code Enforcement)								
Officer	Total # Persons Cited	Male	Female	Unk	Race / Age	Male	Female	Unk
Adams, S.	117	75	42		No Entry	7	3	
					Black	1	1	
					White/Hispanic/La	4	2	
					Unknown	1	2	
					White	62	34	
					1 to 18	14	8	
					19 to 25	22	8	
					26 to 50	34	24	
					51 and over	5	2	
Andersen, E.	159	92	67	0	No Entry	8	3	
					Asian		1	
					Black		1	
					White/Hispanic/La	6	3	
					Unknown	4		
					White	74	59	
					1 to 18	5	7	
					19 to 25	23	9	
					26 to 50	55	41	
51 and over	9	10						
Chapranda, F.	30	10	12	8	No Entry	1	1	8
					White/Hispanic/La	1		
					White	8	11	
					1 to 18	2		
					19 to 25	2	2	
					26 to 50	3	7	
					51 and over	3	3	
					Unknown			8
Conaway, R.	245	136	108	1	No Entry	16	5	1
					Black	3	5	
					White/Hispanic/La	8	2	
					Unknown	3		
					White	106	96	
					1 to 18	19	13	
					19 to 25	34	31	
					26 to 50	63	44	
					51 and over	20	20	
Unknown			1					

RACIAL PROFILING REPORT BY OFFICER AND DEMOGRAPHIC ANALYSIS OF PERSONS CITED 01/01/2006 TO 12/31/2006 (Total Persons Cited – Duty, Grant, Animal Control and Code Enforcement)								
Officer	Total # Persons Cited	Male	Female	Unk	Race / Age	Male	Female	Unk
Dahlin, J.	118	86	32		No Entry	2	4	
					Asian	1	1	
					Black	1	4	
					White/Hispanic/La	9	2	
					Unknown	5	1	
					White	68	20	
					1 to 18	17	7	
					19 to 25	25	7	
					26 to 50	39	16	
				51 and over	5	2		
Demeter, D.	251	159	91	1	No Entry	15	8	1
					Black	2	2	
					White/Hispanic/La	11	7	
					Unknown	2	1	
					White	129	73	
					1 to 18	30	15	
					19 to 25	42	26	
					26 to 50	68	44	
					51 and over	19	6	
				Unknown			1	
Fialkowski, R.	14	10	4		No Entry	1		
					Black	1		
					White	8	4	
					1 to 18	1	1	
					19 to 25	4		
					26 to 50	4	3	
					51 and over	1		
Flores, S.	628	415	213		No Entry	40	19	
					Asian	2		
					Black	12	6	
					White/Hispanic/La	31	13	
					Unknown	7	3	
					White	323	172	
					1 to 18	51	30	
					19 to 25	130	49	
					26 to 50	190	110	
				51 and over	44	24		

RACIAL PROFILING REPORT BY OFFICER AND DEMOGRAPHIC ANALYSIS OF PERSONS CITED 01/01/2006 TO 12/31/2006 (Total Persons Cited – Duty, Grant, Animal Control and Code Enforcement)								
Officer	Total # Persons Cited	Male	Female	Unk	Race / Age	Male	Female	Unk
Fryzel, M.	31	21	109		No Entry	2	2	
					White/Hispanic/La	2		
					Unknown		1	
					White	17	7	
					1 to 18		1	
					19 to 25	3	2	
					26 to 50	14	3	
					51 and over	4	4	
Gangolf, S. (Animal Control)	5	3	2		Black	1		
					White/Hispanic/La	1		
					White	1	2	
					26 to 50	2	2	
					51 and over	1		
Gardenhire, T.	269	168	101		No Entry	15	9	
					Black	6	4	
					White/Hispanic/La	6	4	
					Unknown	4	2	
					White	137	82	
					1 to 18	37	17	
					19 to 25	50	24	
					26 to 50	64	45	
				51 and over	17	15		
Gembala, J.	9	4	5		Black	2	1	
					White	2	4	
					1 to 18	1	2	
					19 to 25	1	1	
					26 to 50	2	1	
					51 and over		1	
Johnsen, B.	4	2	2		White	2	2	
					1 to 18	1	1	
					19 to 25		1	
					26 to 50	1		

RACIAL PROFILING REPORT BY OFFICER AND DEMOGRAPHIC ANALYSIS OF PERSONS CITED 01/01/2006 TO 12/31/2006 (Total Persons Cited – Duty, Grant, Animal Control and Code Enforcement)								
Officer	Total # Persons Cited	Male	Female	Unk	Race / Age	Male	Female	Unk
Kouder, R.	197	131	46	20	No Entry	6	1	19
					Black	2		
					White/Hispanic/La	6	1	
					Multiracial			1
					Unknown	3		
					White	114	44	
					1 to 18	20	11	
					19 to 25	43	16	
					26 to 50	55	15	
					51 and over	13	4	1
				Unknown			19	
Mainwaring, J.	206	104	3	99	No Entry	1		99
					White	103	3	
					26 to 50	15	3	
					51 and over	1		
					Unknown	88		99
Moffitt, M.	707	561	145	1	No Entry	51	7	1
					Asian	1	1	
					Black	31	4	
					White/Hispanic/La	46	5	
					Multiracial	2		
					Unknown	10	3	
					White	420	125	
					1 to 18	86	22	
					19 to 25	165	47	
					26 to 50	282	68	
				51 and over	28	8	1	
O'Leary, J.	3	2	1		White	1	2	
					1 to 18	1		
					51 and over		2	
O'Neill, P.	0	0	0		White/Hispanic/La	0	0	
					White	0	0	
					19 to 25	0	0	
					51 and over	0	0	
Oszust, D.	39	29	10		No Entry	2		
					Black	1		
					White/Hispanic/La	4		
					White	22	10	
					1 to 18	2	1	
					19 to 25	15	4	
					26 to 50	11	4	
				51 and over	1	1		

RACIAL PROFILING REPORT BY OFFICER AND DEMOGRAPHIC ANALYSIS OF PERSONS CITED 01/01/2006 TO 12/31/2006 (Total Persons Cited – Duty, Grant, Animal Control and Code Enforcement)								
Officer	Total # Persons Cited	Male	Female	Unk	Race / Age	Male	Female	Unk
Poston, D.	157	110	47		No Entry	5	4	
					Asian		1	
					Black	1	1	
					White/Hispanic/La	10	2	
					Unknown	1	1	
					White	93	38	
					1 to 18	16	5	
					19 to 25	44	21	
					26 to 50	42	20	
				51 and over	8	1		
Rudzinski, S.	462	297	165		No Entry	22	11	
					Asian	1		
					Black	5	6	
					White/Hispanic/La	28	6	
					Unknown	2	2	
					White	239	140	
					1 to 18	27	16	
					19 to 25	78	49	
					26 to 50	154	77	
				51 and over	38	23		
Sidenbender, B.	163	107	56		No Entry	12	7	
					Asian	1		
					Black	4	1	
					White/Hispanic/La	7	1	
					Unknown	2	1	
					White	81	46	
					1 to 18	15	4	
					19 to 25	31	15	
					26 to 50	46	27	
				51 and over	15	10		
Smith, T.	57	44	13		No Entry	4	1	
					Black	2		
					White/Hispanic/La	1		
					Unknown	2		
					White	35	12	
					1 to 18	4		
					19 to 25	14	8	
					26 to 50	24	4	
				51 and over	2	1		

RACIAL PROFILING REPORT BY OFFICER AND DEMOGRAPHIC ANALYSIS OF PERSONS CITED 01/01/2006 TO 12/31/2006 (Total Persons Cited – Duty, Grant, Animal Control and Code Enforcement)								
Officer	Total # Persons Cited	Male	Female	Unk	Race / Age	Male	Female	Unk
Stamate, N.	281	170	110	1	No Entry	11	7	1
					Asian	1	1	
					Black	5	5	
					Indian	1		
					White/Hispanic/La	12	3	
					Multiracial	1		
					Unknown	2	2	
					White	137	92	
					1 to 18	37	16	
					19 to 25	64	46	
					26 to 50	66	42	
					51 and over	3	6	
					Unknown			1
Turturillo, J.	216	126	84	6	No Entry	9	16	6
					Asian	1		
					Black	1	1	
					White/Hispanic/La	9	1	
					Unknown	3	2	
					White	103	64	
					1 to 18	31	17	
					19 to 25	28	17	2
					26 to 50	41	45	2
					51 and over	26	5	
					Unknown			2

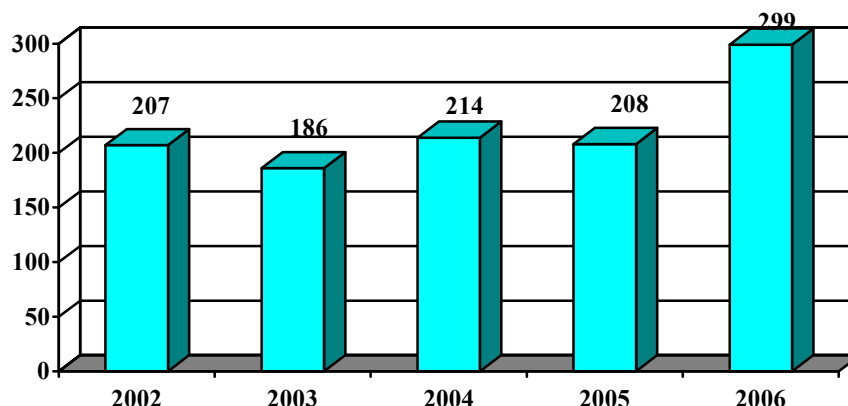
DEMOGRAPHIC ANALYSIS OF PERSONS CITED												
04/01/2005 TO 12/31/2005												
Total Persons Cited (Duty, Grant, Animal Control and Code Enforcement):										4456		
Male: 2930				Female: 1389				Unknown: 137				
Race:				Male			Female			Unknown		
No Entry				238			109			136		
Asian				8			5					
Black				85			44					
Indian				1								
White / Hispanic / Latin				208			52					
Multiracial				3						1		
Unknown				52			21					
White				2335			1158					
Marital Status:				Male			Female			Unknown		
No Entry				2213			1263			137		
Divorced				58			34					
Engaged				10								
Married				136			21					
Separated				4			1					
Single				461			65					
Widowed				4			4					
Unknown				44			1					
AGE	MALE	FEMALE	UNK	AGE	MALE	FEMALE	UNK	AGE	MALE	FEMALE	UNK	
13	1			14	1			15	2	1		
16	91	34		17	140	75		18	193	86		
19	133	76	2	20	1771	77		21	108	45		
22	115	45		23	120	54		24	108	57		
25	77	37		26	110	33		27	79	34		
28	64	40		29	89	36		30	65	27		
31	48	25		32	40	16		33	41	23		
34	62	26		35	63	30		36	56	33		
37	48	23		38	53	20		39	57	38		
40	39	35		41	45	32		42	44	31		
43	41	23		44	40	22		45	52	22		
46	27	18		47	38	15		48	56	12	2	
49	25	18		50	31	22		51	23	20	1	
52	28	20	1	53	28	20		54	18	10		
55	22	13		56	9	6		57	16	13		
58	17	6		59	11	6		60	5	3		
61	7	4		62	4	1		63	14	5		
64	8			65	14	3		66	9	1		
67	5	3		68	4	1		69	6	2		
70	3	1		71	2	2		72	3	1		

AGE	MALE	FEMALE	UNK
73	2	2	
76	2	3	
79	0	0	
91	1		

AGE	MALE	FEMALE	UNK
74	1	1	
77	2		
80	1		
No DOB	88		131

AGE	MALE	FEMALE	UNK
75	1		
78	2		
81	1	1	

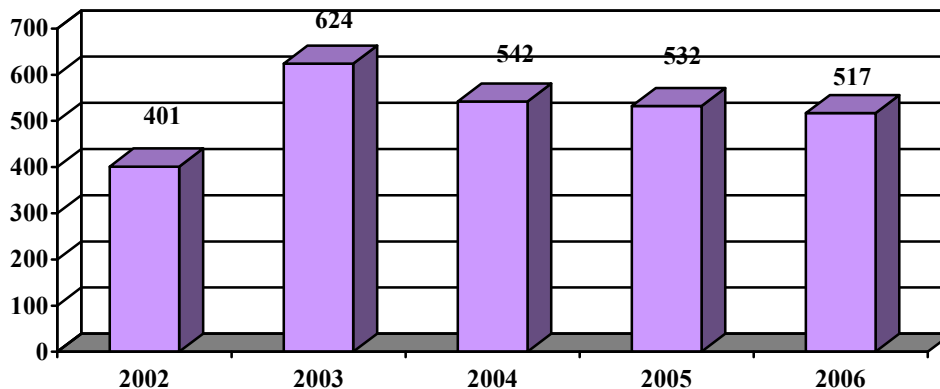
TOTAL ADULT ARREST RECORD					
	2002	2003	2004	2005	2006
Misdemeanor / Felony Arrests	207	186	214	208	299



TOTAL ADULT OFFICER ARRESTS		
OFFICER	2005	2006
Capt. B. Johnsen	5	1
Sgt. F. Chapranda	0	0
Sgt. M. Fryzel	0	1
Lt. R. Kouder	1	12
Cpl. R. Conaway	3	3
Cpl. J. Dahlin	14	10
Cpl. D. Demeter	9	20
Cpl. T. Gardenhire	11	7
Ofc. D. Poston	16	11
Ofc. E. Andersen	10	2
Ofc. S. Flores	50	74
Ofc. M. Moffitt	5	52
Ofc. S. Rudzinski	25	29
Ofc. B. Sidenbender	18	10
Ofc. N. Stamate	15	43
Ofc. J. Turturillo	14	11
Reserve Ofc. S. Adams	0	5
Reserve Ofc. R. Fialkowski	0	1
Reserve Ofc. J. Gembala	0	0
Reserve Ofc. J. O'Leary	1	0
Reserve Ofc. P. O'Neill	0	0
Reserve Ofc. D. Oszust	10	2
Reserve Ofc. J. Renz	0	0
Reserve Ofc. T. Smith	1	2
Reserve Ofc. M. Wolff	0	3
TOTAL ADULT ARRESTS	208	299

REPORTED CRIMES BY TYPE					
YEARS 2001 – 2005					
TYPE OF CRIME	2002	2003	2004	2005	2006
Alcohol Offenses / Minor Consumption	20	11	6	17	22
Arson	0	2	0	0	0
Arson – Attempted	1	1	0	0	0
Auto Theft	4	3	3	10	11
Auto Theft – Attempted	0	1	1	23	4
Battery	22	25	13	19	16
Burglary	15	24	22	8	10
Burglary – Attempted	3	4	3	0	1
Child Abuse / Neglect	2	1	4	2	6
Child Molesting	0	2	1	1	0
Criminal Mischief	98	160	145	111	131
Criminal Recklessness	0	0	5	18	7
Damage / Destruction of Property	14	26	18	57	50
Disorderly Conduct	3	2	3	2	3
Domestic Battery / Violence	8	25	30	7	8
Drugs / Controlled Substance Problem	12	4	2	15	26
Forgery	5	7	7	4	0
Fraud / Identity Theft / Check Deception	8	25	20	29	21
Harassment / Harassment TX	44	66	63	55	41
Homicide	0	0	1	0	1
Intimidation	17	22	26	19	9
Invasion of Privacy	2	2	1	0	4
Lost/Stolen Items	7	21	22	20	14
Public Indecency	0	2	0	2	2
Public Intoxication	10	9	6	6	0
Rape	0	0	0	0	1
Resisting Law Enforcement	5	7	1	1	2
Robbery	0	1	1	2	0
Sexual Battery	0	2	0	1	0
Sexual Offense	0	2	3	3	1
Suicide	0	0	1	1	0
Suicide – Attempted	1	2	3	5	3
Theft (Conversion)	89	147	104	79	98
Theft – Attempted	1	5	1	5	2
Trespassing	8	13	26	9	22
Weapon Offense	2	0	0	1	1
TOTAL	401 – Up 1.6% over 2001	624 – Up 55% over 2002	542 – Down 13% over 2003	532 – Down 1.8% over 2004	517 – Down 3% over 2005

TOTAL REPORTED CRIMES -- 20021 – 2006



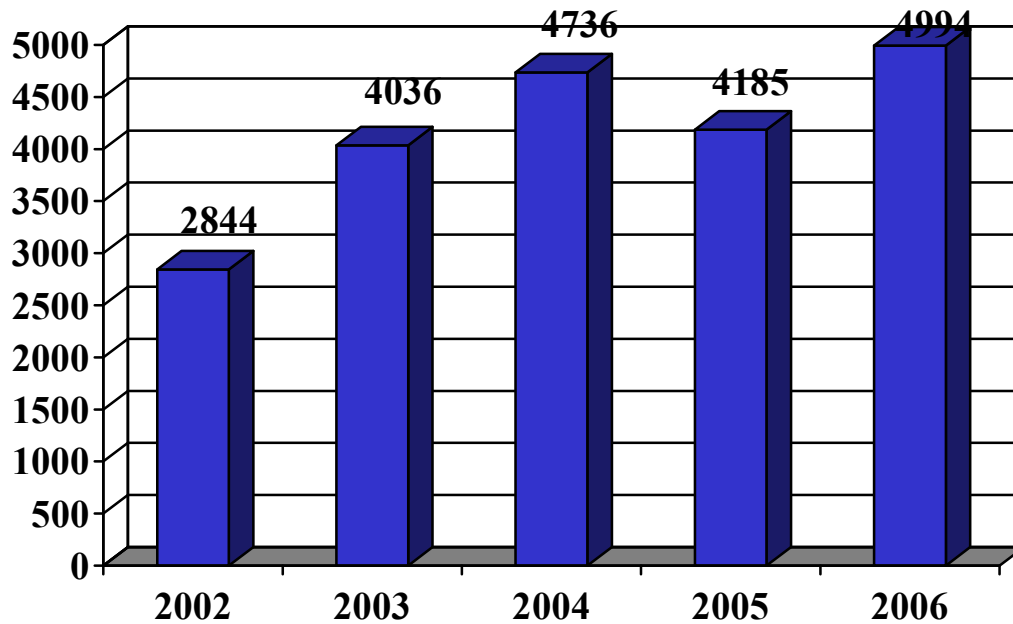
YEAR 2006 TOTAL INCIDENTS BY TYPE	
CLASSIFICATION	YEAR TO DATE
911 Hang-up	165
Abandoned Vehicle	33
Agency Assist	234
Alarm	495
Alcohol Offense	22
Ambulance Call	325
Animal Problem	198
Arson	0
Assault	2
Assault with Firearm	0
Assault with a Knife	0
Assist Motorist	6
Assist Other Agency	0
Attempt Theft Vehicle	2
Attempt to Locate	1
Attempted Burglary	1
Attempted Rape	0
Aviation Call	0
Bad Check	0
Battery	16
Bomb Threat/Attack	0
Bribery	0
Burglary	10
Business License Problem	0
Child Abuse or Neglect	6
Citizen Assist	200
Citizen Dispute	21
Civil Matter	50
Conversion	3
Commitment	0
Criminal Mischief	131

YEAR 2006 TOTAL INCIDENTS BY TYPE	
CLASSIFICATION	YEAR TO DATE
Criminal Recklessness	7
Curfew	0
Custodial Interference	5
Damage Property	4
Dead Body	1
Deliver Message	4
Depriving Owner of Vehicle	0
Disabled Vehicle	27
Disaster	0
Disorderly Conduct	3
Disturbance	20
Dog Bite	10
Domestic Battery w/o Weapon	8
Domestic Disturbance	30
Domestic w/Weapon	1
Drive Off	2
Drowning	0
Drugs /Controlled Substance Problem	26
DUI	116
Embezzlement	0
Emergency	0
Employee Injury	0
Escort	10
Explosives	0
Extra Patrol	3
Fail to Reg Sex Offender	0
False Report	0
Family Disturbance	12
Fatal Accident	0
Fight	5
Fingerprint	139
Fire Dispatch	51
Fire Vehicle – Car Fire	3
Fireworks	39
Fish & Game	0
Forgery	0
Found Property	27
Fraud	21
Funeral Escort	59
Gambling	0
Harassment	20
Harassing Communications	21
Hazmat – Haz. Mat. Spill	1
Hit & Run Accident	27
Homicide	1
Hunting Complaint	0
Illegal Burning	0
Illegal Dumping	4
Industrial Accident	0

YEAR 2006 TOTAL INCIDENTS BY TYPE	
CLASSIFICATION	YEAR TO DATE
Information	148
Injured Person	0
Intimidation	9
Intoxication	7
Invasion of Privacy	4
Juvenile Molestation	0
Juvenile Problem	113
K9 Usage	31
Kidnapping	0
Littering	2
Loitering	0
Lost or Stolen Property	14
Loud Music / Party	56
Man With Gun	0
Medical Emergency	1
Mental	2
Military – AWOL	0
Miscellaneous	6
Misconduct	0
Missing Person	12
Need Assistance	0
Non-Sufficient Funds Check	1
Off Duty Response	0
Off Road Vehicle	21
Open Burning	0
Ordinance Violation	97
Overdose	0
Parking Problem	18
PD Accident	291
PI Accident	28
Pornography	0
Probation Violation	0
Property Damage	46
Prostitution	0
Prowler	0
Public Indecency	2
Rape	1
Reckless Driving	198
Recovered Stolen Property	4
Recovered Stolen Vehicle	2
Repossession	5
Resisting / Interfering with Officer	2
Riot	0
Road Blockage	3
Robbery	0
Runaway Juvenile	9
Search Warrant	0
Sex Offense	1
Sexual Battery	0

YEAR 2006 TOTAL INCIDENTS BY TYPE	
CLASSIFICATION	YEAR TO DATE
Shots Fired	6
Simple Assault	0
Soliciting	15
Stabbing	0
Structure Fire	0
Suicide	0
Suicide Attempt	3
Suspicious Incident	134
Suspicious Person	110
Suspicious Vehicle	195
Theft	98
Theft – Attempt	2
Theft from Vehicle	54
Theft Vehicle Other – Tractor, Bobcat, Trailers, Etc.	3
Theft – Automobile	8
Theft – Motorcycle	1
Theft – Truck / Bus	2
Theft – Vehicle Parts	0
Threatening	17
Traffic Hazard	79
Traffic Offense	104
Traffic Stop	0
Trespassing	22
Unauthorized Control	2
Unsecure Premise	58
Unwanted Party	12
Utility Problem	21
Vagrancy	0
Vandalism	1
Vehicle Lockout	15
VIN Inspection	196
Visiting A Common Nuisance	0
Walk Away From Work Release	0
Warrant Served	23
Weapon Discharge	1
Weapon Offense	1
Welfare Check	49
TOTAL NUMBER OF INCIDENTS IN 2006:	4,994

TOTAL INCIDENTS – 2002 – 2006



TOTAL TRAFFIC CRASHES -- 2003 – 2006				
	2003	2004	2005*	2006
Total Number of Crashes	181	146	326	209
Total Number of Injured	64	51	43	52
Total Number of Fatalities	0	1	0	0

* Years 2003 and 2004 indicate accidents wherein a State Crash Report was filed. These years' numbers do not include any Property Damage Accidents with damage under \$1000.00. Year 2005 indicates all traffic accidents, both accidents with State Crash Reports being filed, as well as all PD Accidents with damage under \$1000.00.

ANNUAL TRAINING REPORT – YEAR 2005		
OFFICER	RANK	TOTAL HOURS OF TRAINING
Frego, Fred A.	Chief	18.0
Johnsen, Bernard J.	Assistant Chief / Captain	52.0
Chapranda, Frank M.	Commander / Sergeant	38.0
Fryzel, Michael S.	Commander / Sergeant	18.0
Kouder, Richard K.	Lieutenant	42.0
Conaway, Richard H.	Corporal	14.0
Dahlin, Jay L.	Corporal	424.0
Demeter, David J.	Corporal	37.0
Gardenhire, Timothy R.	Corporal	20.0
Poston, Dale W.	Corporal	432.0
Andersen, Eric J.	Officer	51.0
Flores, Steven	Officer	32.0
Kouder, Richard K.	Officer	
Moffitt, Michael D.	Officer	22.0
Rudzinski, Steven L.	Officer	30.0
Sidenbender, Brett J.	Officer	43.0
Stamate, Nicholas M.	Officer	45.0
Turturillo, James	Officer	82.0
Adams, Shane L.	Reserve Officer	
Fialkowski, Richard L.	Reserve Officer	28.0
Gembala, Jeffrey D.	Reserve Officer	36.0
O'Leary, Joseph W.	Reserve Officer	40.0
O'Neill, Patrick J.	Reserve Officer	40.0
Oszust, David M.	Reserve Officer	40.0
Renz, Joseph A.	Reserve Officer	24.0
Smith, Timothy A.	Reserve Officer	44.0
Wolff, Mathew A.	Reserve Officer	34.0
Case, Linda	Dispatcher	8.0
Kolodziej, Joan M.	Administrative Assistant	8.0
Luketic, Beth A.	Dispatcher	8.0
Macak, Pamela F.	Dispatcher	8.0
Rudzinski, Donna	Dispatcher	8.0
Wroe, Clifford	Dispatcher – Part-time	8.0
TOTAL HOURS OF TRAINING FOR YEAR 2006:		1,734