



# ST. JOHN POLICE DEPARTMENT



## 2007 YEAR END REPORT

By: Fred A. Frego  
Chief of Police



# 2008 YEAR END REPORT TABLE OF CONTENTS

## 5-YEAR COMPARISON 2004-2008

Message from the Chief . . .

1.	Total Gas Cost / Mileage – 2004 / 2008 .....	1
2.	Duty Mileage / Fuel Report .....	2
3.	Traffic Report by Officer – Tickets / Warnings – 2007 / 2008 .....	3
4.	Yearly Average per Full-Time Patrol Officer – Tickets / Warnings .....	3
5.	Total Violations – Traffic / Parking / Warnings – 2004 / 2008 .....	4
6.	Traffic / Parking Violations – 2004 / 2008 Graph .....	4
7.	Written Warnings – 2004 / 2008 Graph .....	4
8.	Traffic Citation Time Analysis – 2008 .....	5
9.	Traffic Warning Time Analysis – 2008 .....	6
10.	Racial Profiling Report by Officer and Demographic Analysis of Persons Cited – 01/01/2008 to 12/31/2008 .....	7-14
11.	Total Adult Arrest Record – Misdemeanor & Felony – 2004 / 2008 .....	15
12.	Total Adult Officer Arrests – 2007 / 2008 .....	15
13.	Reported Crimes by Type – 2004 / 2008 .....	16
14.	Total Reported Crimes – 2004 – 2008 Graph .....	17
15.	Total Incidents By Classifications – 2008 .....	17-21
16.	Total Incidents – 2004 / 2008 Graph .....	22
17.	Total Traffic Crashes – 2004 / 2005 / 2006 / 2007 / 2008 .....	22
18.	Annual Training Report By Officer for Year 2008 .....	23

January 29, 2008

Message from the Chief . . .

The Year 2007 proved itself to be one of great accomplishments for the St. John Police Department.

I would like to note that the accomplishments achieved this past year were through the combined efforts and cooperation of many individuals associated with the Town of St. John. The St. John Town Council, the St. John Metropolitan Police Commission, and the administration and members of the St. John Police Department witnessed the culmination of their vision and progress with the completion of the new St. John Public Safety Facility. The commencement of operations in the new facility began in June. The dedication of the new facility in October was the centerpiece in the completion of this ambitious project. We can all be very proud.

I respectfully present to the President, and the members of the Town Council, the St. John Police Department's Year End Report for 2007. As always, the St. John Police Department reflects professionalism, dedication and a work ethic of the highest degree.

I would like to note the following:

- Reported Crime was up 11%. Thefts accounted for a majority of this increase.
- Reported Incidents increased by 17%. I believe that this increase is again due to the continued growth, both residential and commercial, in St. John.
- Adult Arrests increased by 29%.
- Traffic Citations decreased 5%.
- Written Warnings increased 69%.

Three (3) new police officers were added to the ranks this year, bringing staffing to 19 sworn personnel. The addition of these officers enhanced the professionalism of an already dedicated group of professionals. The professionalism and dedication displayed by all members of the St. John Police Department only enhances the progress and state of the art services offered to the citizens of St. John.

**Message from the Chief . . .**  
**2007 Year End Report**  
**Page 2 of 2**

I am confident the St. John Police Department will continue to provide for the needs and expectations of the citizens of the Town of St. John, and continue to serve with the highest degree of pride and dedication. I look forward to continued progress and accomplishments in 2008.

Sincerely,

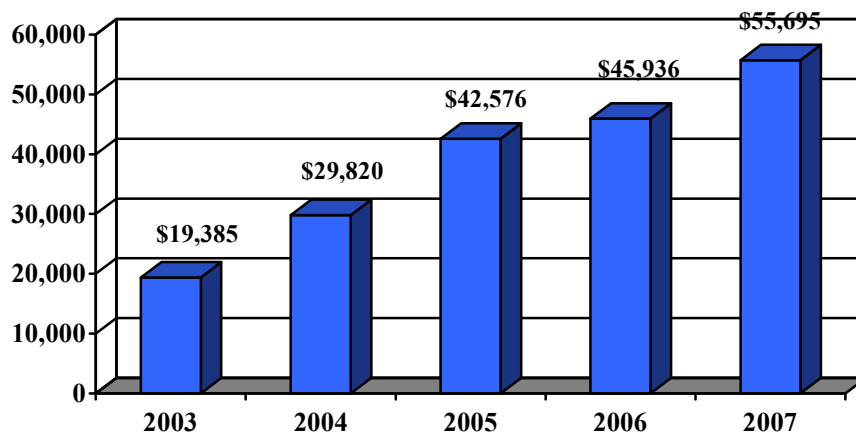
Fred A. Frego  
Chief of Police

FAF:jmk

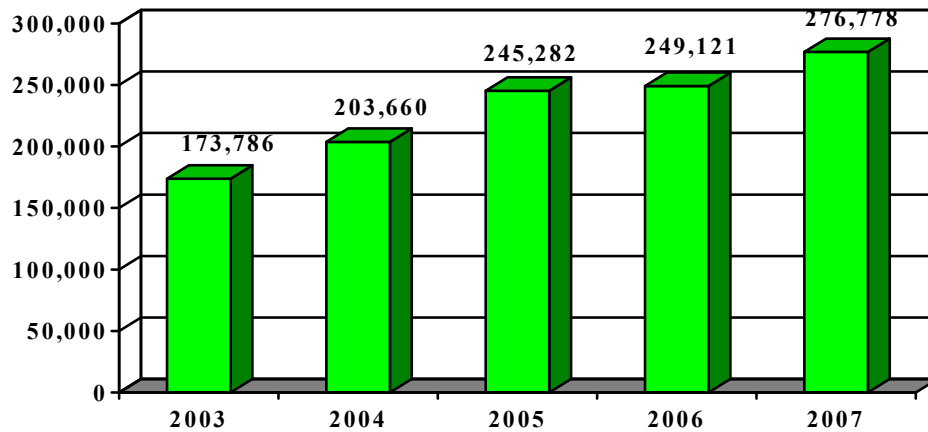
**2007 YEAR END REPORT**

<b>TOTAL GAS COST / MILEAGE</b>					
	<b>2003</b>	<b>2004</b>	<b>2005</b>	<b>2006</b>	<b>2007</b>
Total Gas Cost	\$19,385.64	\$29,820.41	\$42,576.10	\$45,936.39	\$55,695
Total Mileage	173,786	203,660	245,282	249,121	276,778

**TOTAL GAS COST -- 2003 – 2007**



**TOTAL MILEAGE -- 2003 – 2007**



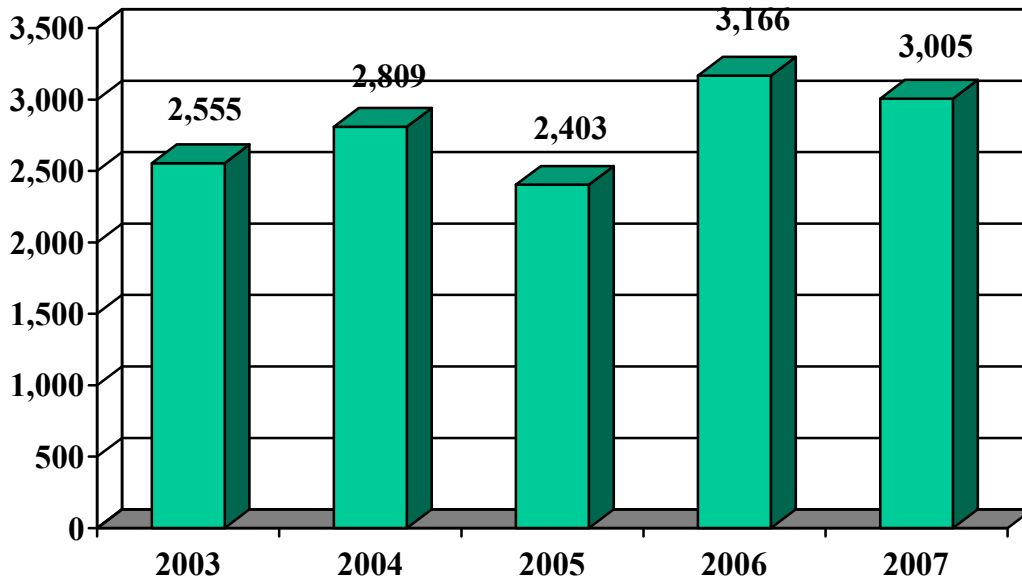
<b>ST. JOHN POLICE DEPARTMENT DUTY MILEAGE / FUEL REPORT</b>				
<b>OFFICER</b>	<b>2007 MILES DRIVEN</b>	<b>2007 GALLONS OF FUEL</b>	<b>2007 FUEL COST</b>	<b>AVERAGE MILES PER GALLON</b>
Frego, Chief F.	12,248	598.6	\$1,456.31	20.5
Johnsen, Asst. Chief B.	20,023	1,205.4	\$2,963.14	16.6
Chapranda, Cmdr. F.	4,702	443.4	\$1,083.01	10.6
Fryzel, Cmdr. M.	17,500	1,198.5	\$2,947.85	14.6
Kouder, Lt. R.	8,359	1,045.0	\$2,532.35	7.9
Dahlin, Corp. D.	9,874	904.0	\$2,165.15	10.9
Demeter, Corp. D.	11,672	860.7	\$2,061.32	13.6
Gardenhire, Corp. T.	14,362	1,266.7	\$3,088.52	11.3
Poston, Corp. D.	11,802	1,029.8	\$2,519.62	11.5
Turturillo, Corp. J.	11,805	1,050.3	\$2,591.08	11.2
Adams, Officer S.	2,216	172.9	\$436.95	12.8
Andersen, Officer E.	10,365	890.9	\$2,139.03	11.6
Flores, Officer S.	16,798	1,647.7	\$4,031.27	10.2
Moffitt, Officer M.	18,704	1,477.1	\$3,632.51	12.7
Oszust, Officer D.	4,112	380.3	\$946.50	10.8
Rudzinski, Officer S.	11,076	801.3	\$1,942.24	13.8
Schreiber, Officer L.	15,791	1,342.8	\$3,339.84	11.7
Sidenbender, Officer B.	14,338	1,378.8	\$3,409.72	10.4
Stamate, Officer N.	13,254	1,077.9	\$2,589.78	12.3
Unit #30	9,198	794.8	\$1,951.30	11.6
Unit #31	8,904	804.2	\$1,896.29	11.1
Unit #32	14,096	1,327.4	\$3,237.59	10.6
Unit #40	399	30.7	\$69.01	13.0
Unit #41	7,809	431.2	\$1,108.38	18.1
Unit #T-110 (Diesel)	0	0.0	\$0.00	0.0
Unit #T-112	243	24.0	\$50.72	10.1
Unit #T-114 (Diesel)	97	12.9	\$26.11	7.5
Command 100 (Diesel)	0	0.0	\$0.00	0.0
ATV #1	181	6.7	\$18.29	27.0
ATV #2	220	7.3	\$19.56	30.1
Conaway, A/C Officer R.	6,630	583.1	\$1,441.91	11.4
<b>YEAR 2007 TOTALS:</b>	<b>276,778</b>	<b>22,794.2</b>	<b>\$ 55,695.36</b>	<b>PATROL 12.2</b>
<b>YEAR 2006 TOTALS:</b>	<b>249,121</b>	<b>20,791.8</b>	<b>\$ 45,936.39</b>	<b>PATROL 12.2</b>
<b>YEAR 2005 TOTALS:</b>	<b>245,282</b>	<b>21,253.6</b>	<b>\$ 42,576.12</b>	<b>PATROL 11.1</b>
<b>YEAR 2004 TOTALS:</b>	<b>203,660</b>	<b>17,967.1</b>	<b>\$ 29,820.41</b>	<b>PATROL 11.3</b>
<b>YEAR 2003 TOTALS:</b>	<b>173,786</b>	<b>13,732.1</b>	<b>\$ 19,385.64</b>	<b>PATROL 12.6</b>

<b>TRAFFIC REPORT</b>				
<b>Officer</b>	<b>Year 2006 Tickets</b>	<b>Year 2007 Tickets</b>	<b>Year 2006 Warnings</b>	<b>Year 2007 Warnings</b>
Cmdr. F. Chapranda	13	6	2	4
Cmdr. M. Fryzel	12	4	5	0
Lt. R. Kouder	92	55	13	8
Cpl. R. Conaway (Retired in 2006)	245	0	13	0
Cpl. J. Dahlin	42	82	12	10
Cpl. D. Demeter	251	256	29	130
Cpl. T. Gardenhire	154	125	13	20
Cpl. D. Poston	108	164	49	82
Cpl. J. Turturillo	151	160	21	69
Ofc. S. Adams (R.O. in 2006)	0	267	0	78
Ofc. E. Andersen	159	207	34	127
Ofc. S. Flores	378	313	163	134
Ofc. M. Moffitt	545	341	136	186
Ofc. D. Oszust (R.O. in 2006)	0	157	0	214
Ofc. S. Rudzinski	349	122	126	41
Ofc. L. Schreiber	0	254	0	118
Ofc. B. Sidenbender	83	106	15	47
Ofc. N. Stamate	264	250	66	126
R. Ofc. S. Adams	117	0	39	0
R. Ofc. R. Conaway	0	4	0	0
R. Ofc. R. Fialkowski	14	9	50	69
R. Ofc. J. Gembala	9	2	22	7
R. Ofc. J. O'Leary	3	3	7	5
R. Ofc. P. O'Neill	0	2	9	8
R. Ofc. D. Oszust	35	0	33	0
R. Ofc. J. Renz	0	0	0	0
R. Ofc. T. Smith	57	63	52	72
R. Ofc. M. Wolff	85	53	43	60
R. Ofc. C. Wroe	0	0	0	0
<b>TOTAL:</b>	<b>3166</b>	<b>3005</b>	<b>952</b>	<b>1615</b>
<b>TOTAL AFTER SUBTRACTING HIGHLIGHTED NUMBERS:</b>	<b>2729</b>	<b>2804</b>	<b>677</b>	<b>1382</b>

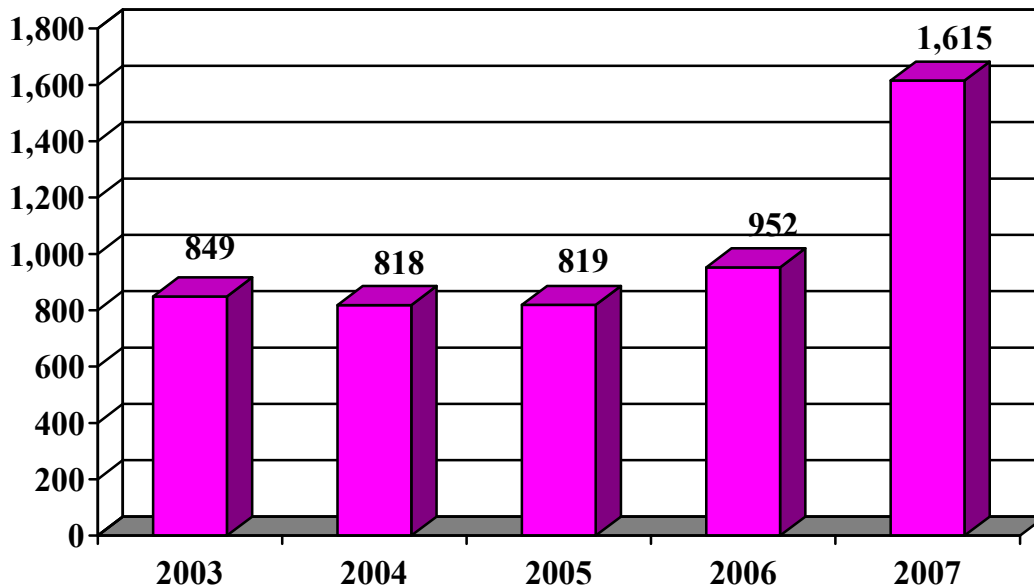
<b>YEARLY AVERAGE PER FULL-TIME PATROL OFFICER</b>		
[The numbers highlighted in yellow in the Traffic Report were deducted from the year-end totals and then divided by the number 12 (Year 2006) and the number 14 (Year 2007) to provide an average for full-time patrol officer.]		
	<b>2006</b>	<b>2007</b>
Tickets	227	200
Warnings	56	98

<b>TOTAL VIOLATIONS / WARNINGS</b>					
	2003	2004	2005	2006	2007
Traffic / Parking Violations	2555	2809	2403	3166	3005
Written Warnings	849	818	819	952	1615

**TRAFFIC / PARKING VIOLATIONS -- 2003 – 2007**



**WRITTEN WARNINGS -- 2003 – 2007**





**TRAFFIC CITATION TIME ANALYSIS – 01/01/2007 TO 12/31/2007**

**TRAFFIC WARNING TIME ANALYSIS – 01/01/2007 TO 12/31/2007**

<b>RACIAL PROFILING REPORT BY OFFICER                      AND DEMOGRAPHIC ANALYSIS OF PERSONS CITED                      01/01/2007 TO 12/31/2007                      (Total Persons Cited – Duty, Grant, Animal Control and Code Enforcement)</b>								
Officer	Total # Persons Cited	Male	Female	Unk	Race / Age	Male	Female	Unk
Adams, S.	267	175	92	0	No Entry	22	13	
					Black	6	9	
					White/Hispanic/La	18	1	
					India Native	0	2	
					Unknown	11	2	
					White	118	65	
					1 to 18	27	7	
					19 to 25	33	28	
					26 to 50	106	46	
51 and over	9	11						
Andersen, E.	207	121	82	4	No Entry	11	14	4
					Black	3	2	
					White/Hispanic/La	9	2	
					Unknown	2	2	
					White	96	62	
					1 to 18	8	9	1
					19 to 25	25	14	
					26 to 50	63	53	2
					51 and over	25	6	
Unknown	0	0	1					
Chapranda, F.	11	6	5		No Entry	1	0	
					White	5	5	
					1 to 18	1	2	
					19 to 25	1	1	
					26 to 50	3	1	
					51 and over	1	1	
Conaway, R.	17	7	10		Black	0	1	
					White/Hispanic/La	0	2	
					White	7	7	
					1 to 18	0	0	
					19 to 25	1	0	
					26 to 50	4	9	
					51 and over	2	1	

<b>RACIAL PROFILING REPORT BY OFFICER                      AND DEMOGRAPHIC ANALYSIS OF PERSONS CITED                      01/01/2007 TO 12/31/2007                      (Total Persons Cited – Duty, Grant, Animal Control and Code Enforcement)</b>								
Officer	Total # Persons Cited	Male	Female	Unk	Race / Age	Male	Female	Unk
Dahlin, J.	118	84	34		No Entry	7	3	
					Black	8	0	
					White/Hispanic/La	5	0	
					Unknown	2	0	
					White	62	31	
					1 to 18	7	3	
					19 to 25	24	12	
					26 to 50	45	14	
51 and over	8	5						
Demeter, D.	256	181	70	5	No Entry	19	9	5
					Black	6	0	
					Asian	1	0	
					White/Hispanic/La	12	2	
					Unknown	2	0	
					White	141	59	
					1 to 18	20	16	
					19 to 25	62	21	
					26 to 50	82	30	1
					51 and over	16	3	1
Unknown	1	0	3					
Fialkowski, R.	9	6	3		White/Hispanic/La	2	0	
					Unknown	0	1	
					White	4	2	
					1 to 18	0	1	
					19 to 25	4	0	
					26 to 50	2	2	
Flores, S.	432	298	134		No Entry	35	22	
					Black	14	4	
					Indian	0	1	
					White/Hispanic/La	36	8	
					Unknown	7	6	
					White	206	93	
					1 to 18	44	14	
					19 to 25	97	28	
26 to 50	136	77						
51 and over	21	15						
Fryzel, M.	2	0	2		No Entry	0	2	
					1 to 18	0	0	
					19 to 25	0	2	
					26 to 50	0	0	
					51 and over	0	0	

<b>RACIAL PROFILING REPORT BY OFFICER AND DEMOGRAPHIC ANALYSIS OF PERSONS CITED 01/01/2007 TO 12/31/2007 (Total Persons Cited – Duty, Grant, Animal Control and Code Enforcement)</b>								
Officer	Total # Persons Cited	Male	Female	Unk	Race / Age	Male	Female	Unk
Gardenhire, T.	312	222	89	1	No Entry	37	18	1
					Black	2	1	
					White/Hispanic/La	11	3	
					Unknown	8	0	
					White	164	67	
					1 to 18	31	9	
					19 to 25	60	23	
					26 to 50	100	51	1
				51 and over	31	6		
Gembala, J.	2	2	0		White	2	0	
					19 to 25	1	0	
					26 to 50	1	0	
Kouder, R.	111	56	24	31	No Entry	5	7	31
					Black	2	0	
					White/Hispanic/La	8	1	
					White	41	16	
					1 to 18	13	8	
					19 to 25	11	6	
					26 to 50	28	7	
					51 and over	4	3	
				Unknown			31	
Mainwaring, J.	529	430	2	97	No Entry			97
					White	430	2	
					26 to 50	13	2	
					51 and over	1		
					Unknown	416		97
Moffitt, M.	457	386	71		No Entry	24	12	
					Black	29	2	
					Indian	1		
					White/Hispanic/La	30		
					Multiracial	1		
					Unknown	5	1	
					White	296	56	
					1 to 18	48	6	
					19 to 25	133	23	
				26 to 50	183	35		
				51 and over	22	7		
O'Leary, J.	3	2	1		White	2	1	
					1 to 18	1		
					26 to 50	1	1	

<b>RACIAL PROFILING REPORT BY OFFICER                      AND DEMOGRAPHIC ANALYSIS OF PERSONS CITED                      01/01/2007 TO 12/31/2007                      (Total Persons Cited – Duty, Grant, Animal Control and Code Enforcement)</b>								
Officer	Total # Persons Cited	Male	Female	Unk	Race / Age	Male	Female	Unk
O'Neill, P.	2	2	0		White	2	0	
					1 to 18	2	0	
Oszust, D.	157	127	30		No Entry	12	1	
					Black	7	4	
					White/Hispanic/La	11	2	
					Unknown	0	1	
					White	97	22	
					1 to 18	24	4	
					19 to 25	55	11	
					26 to 50	42	14	
				51 and over	6	1		
Poston, D.	211	143	68		No Entry	20	8	
					Black	3	0	
					Indian	1	0	
					White/Hispanic/La	4	1	
					Unknown	1	0	
					White	114	59	
					1 to 18	21	8	
					19 to 25	46	19	
				26 to 50	63	36		
				51 and over	13	5		
Rudzinski, S.	130	90	36	4	No Entry	12	4	4
					Black	0	3	
					Asian	1	0	
					White/Hispanic/La	8	1	
					Unknown	3	1	
					White	66	27	
					1 to 18	10	5	
					19 to 25	19	10	
					26 to 50	45	16	
					51 and over	16	5	
				Unknown	0	0	4	
Schreiber, L.	254	175	79		No Entry	11	7	
					Black	11	3	
					White/Hispanic/La	9	2	
					Multiracial	1	0	
					Unknown	6	4	
					White	137	63	
					1 to 18	35	9	
					19 to 25	48	26	
				26 to 50	70	35		
				51 and over	22	9		

<b>RACIAL PROFILING REPORT BY OFFICER                      AND DEMOGRAPHIC ANALYSIS OF PERSONS CITED                      01/01/2007 TO 12/31/2007                      (Total Persons Cited – Duty, Grant, Animal Control and Code Enforcement)</b>								
Officer	Total # Persons Cited	Male	Female	Unk	Race / Age	Male	Female	Unk
Sidenbender, B.	130	78	52		No Entry	14	6	
					Black	5	0	
					White/Hispanic/La	4	2	
					Unknown	3	2	
					White	52	42	
					1 to 18	10	7	
					19 to 25	16	16	
					26 to 50	42	24	
				51 and over	10	5		
Smith, T.	63	46	17		No Entry	4	2	
					Black	4	0	
					White/Hispanic/La	4	1	
					White	34	14	
					1 to 18	6	5	
					19 to 25	16	4	
					26 to 50	19	7	
				51 and over	5	1		
Stamate, N.	250	187	63		No Entry	27	7	
					Black	7	2	
					White/Hispanic/La	18	2	
					Unknown	2	3	
					White	133	49	
					1 to 18	26	19	
					19 to 25	78	30	
					26 to 50	72	14	
				51 and over	11	0		
Turturillo, J.	258	165	93		No Entry	11	14	
					Black	13	6	
					White/Hispanic/La	11	1	
					Unknown	4	0	
					White	126	72	
					1 to 18	28	14	
					19 to 25	50	14	
					26 to 50	65	54	
				51 and over	22	11		

DEMOGRAPHIC ANALYSIS OF PERSONS CITED												
04/01/2007 TO 12/31/2007												
Total Persons Cited (Duty, Grant, Animal Control and Code Enforcement):										4241		
Male: 3033				Female: 1066				Unknown: 142				
Race:				Male			Female			Unknown		
No Entry				277			149			142		
Asian				2			0					
Black				124			37					
Indian				2			1					
White / Hispanic / Latin				201			31					
Multiracial				2			0					
India Native				0			2					
Unknown				57			24					
White				2368			822					
Marital Status:				Male			Female			Unknown		
No Entry				2269			962			142		
Avaliable				0			1					
Divorced				60			17					
Engaged				6			0					
Married				134			12					
Separated				3			4					
Single				522			68					
Widowed				2			0					
Unknown				37			2					
AGE	MALE	FEMALE	UNK	AGE	MALE	FEMALE	UNK	AGE	MALE	FEMALE	UNK	
13	1			14	1			15	3	1		
16	70	35		17	129	45	1	18	168	67		
19	150	56		20	134	47		21	108	39		
22	114	41		23	92	32		24	117	49		
25	81	26		26	84	44		27	91	23		
28	59	24		29	68	24		30	52	28		
31	58	14		32	49	17		33	48	22		
34	36	20		35	50	19		36	49	29	1	
37	44	21		38	48	39		39	52	10		
40	30	23		41	43	14	1	42	47	28	1	
43	49	26		44	36	23		45	39	18		
46	44	19		47	34	16		48	43	7		
49	32	13		50	17	11	1	51	25	10		
52	26	7		53	23	7		54	21	11	1	
55	13	8		56	14	6		57	9	4		
58	13	7		59	6	5		60	20	4		
61	8	2		62	8	4		63	5	2		
64	7	5		65	6	5		66	11	1		

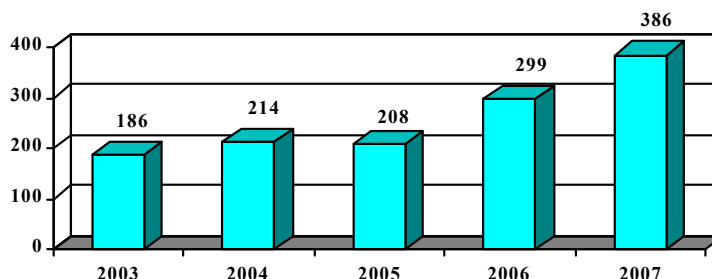


AGE	MALE	FEMALE	UNK
67	5	2	
70	4		
73	2		
76	2		
79		1	
82	2		

AGE	MALE	FEMALE	UNK
68	1	1	
71	5	1	
74	2		
77	2		
80	1		
83			

AGE	MALE	FEMALE	UNK
69	1	2	
72	2		
75	1		
78	1		
81			
No DOB	417		136

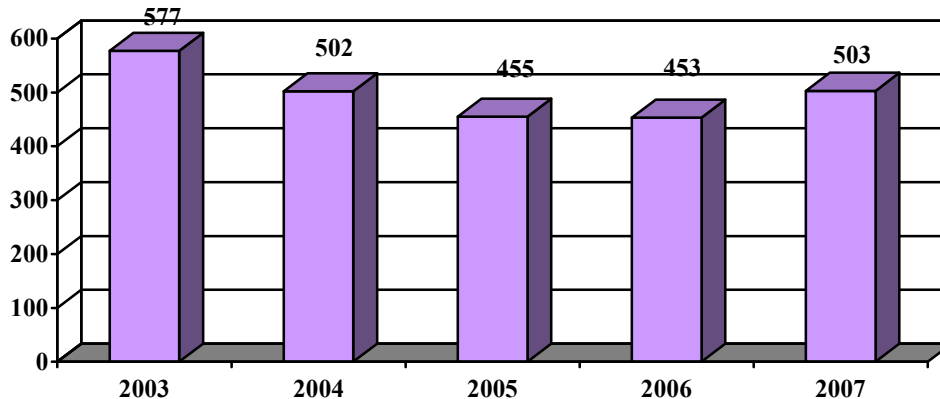
<b>TOTAL ADULT ARREST RECORD</b>					
	<b>2003</b>	<b>2004</b>	<b>2005</b>	<b>2006</b>	<b>2007</b>
Misdemeanor / Felony Arrests	186	214	208	299	386



<b>TOTAL ADULT OFFICER ARRESTS</b>		
<b>OFFICER</b>	<b>2006</b>	<b>2007</b>
Capt. B. Johnsen	1	0
Sgt. F. Chapranda	0	0
Sgt. M. Fryzel	1	0
Lt. R. Kouder	12	7
Cpl. R. Conaway	3	0
Cpl. J. Dahlin	10	11
Cpl. D. Demeter	20	13
Cpl. T. Gardenhire	7	5
Ofc. D. Poston	11	4
Cpl. J. Turturillo	11	18
Ofc. S. Adams (Reserve Ofc. In 2006)	0	18
Ofc. E. Andersen	2	2
Ofc. S. Flores	74	56
Ofc. M. Moffitt	52	97
Ofc. D. Oszust (Reserve Ofc. In 2006)	0	29
Ofc. S. Rudzinski	29	13
Ofc. L. Schreiber	N/A	33
Ofc. B. Sidenbender	10	12
Ofc. N. Stamate	43	65
Reserve Ofc. S. Adams	5	0
Reserve Ofc. R. Fialkowski	1	1
Reserve Ofc. J. Gembala	0	0
Reserve Ofc. J. O'Leary	0	0
Reserve Ofc. P. O'Neill	0	0
Reserve Ofc. D. Oszust	2	0
Reserve Ofc. J. Renz	0	0
Reserve Ofc. T. Smith	2	2
Reserve Ofc. M. Wolff	3	0
Reserve Ofc. C. Wroe		0
<b>TOTAL ADULT ARRESTS</b>	<b>299</b>	<b>386</b>

<b>REPORTED CRIMES BY TYPE</b>					
<b>YEARS 2003 – 2007</b>					
<b>TYPE OF CRIME</b>	<b>2003</b>	<b>2004</b>	<b>2005</b>	<b>2006</b>	<b>2007</b>
Alcohol Offenses / Minor Consumption	11	6	17	22	16
Arson	2	0	0	0	2
Arson – Attempted	1	0	0	0	0
Auto Theft	3	3	10	11	11
Auto Theft – Attempted	1	1	23	4	1
Battery	25	13	19	16	18
Burglary	24	22	8	10	12
Burglary – Attempted	4	3	0	1	1
Child Abuse / Neglect	1	4	2	6	3
Child Molesting	2	1	1	0	1
Computer Tampering	-	-	-	-	1
Criminal Mischief	160	145	111	131	108
Criminal Recklessness	0	5	18	7	3
Disorderly Conduct	2	3	2	3	4
Domestic Battery / Violence	25	30	7	8	41
Drugs / Controlled Substance Problem	4	2	15	26	28
Forgery	7	7	4	0	0
Fraud / Identity Theft / Check Deception	25	20	29	21	26
Harassment / Harassment TX	66	63	55	41	43
Homicide	0	1	0	1	0
Intimidation	22	26	19	9	20
Invasion of Privacy	2	1	0	4	3
Public Indecency	2	0	2	2	0
Public Intoxication	9	6	6	0	12
Rape	0	0	0	1	0
Resisting Law Enforcement	7	1	1	2	6
Robbery	1	1	2	0	1
Sexual Battery	2	0	1	0	0
Sexual Offense	2	3	3	1	2
Suicide	0	1	1	0	0
Suicide – Attempted	2	3	5	3	0
Theft (Conversion)	147	104	79	98	120
Theft – Attempted	5	1	5	2	5
Trespassing	13	26	9	22	14
Weapon Offense	0	0	1	1	1
<b>TOTALS</b>	<b>577</b> Up ↑ <b>51%</b> over <b>2002</b>	<b>502</b> Down ↓ <b>13%</b> over <b>2003</b>	<b>455</b> Down ↓ <b>9%</b> over <b>2004</b>	<b>453</b> No Change over <b>2005</b>	<b>503</b> Up ↑ <b>11%</b> Over <b>2006</b>

**TOTAL REPORTED CRIMES -- 2003 – 2007**



<b>YEAR 2007 TOTAL INCIDENTS BY TYPE</b>	
<b>CLASSIFICATION</b>	<b>TOTAL NUMBER</b>
911 Hang-up	145
911 Hang-up with Open Line	4
Abandoned Vehicle	34
Agency Assist	259
Alarm	501
Alcohol Offense	16
Ambulance Call	382
Animal Problem	309
Arson	2
Assault	0
Assault with Firearm	0
Assault with a Knife	1
Assist Motorist	89
Attempt Theft Vehicle	1
Attempt to Locate	1
Attempted Burglary	1
Attempted Rape	1
Bad Check	3
Battery	17
Bomb Threat/Attack	0
Bribery	0
Burglary - COLD	10
Burglary - HOT	2
Business License Problem	0
Child Abuse or Neglect	3
Child Seat Inspection	9
Citizen Assist	155

<b>YEAR 2007 TOTAL INCIDENTS BY TYPE</b>	
<b>CLASSIFICATION</b>	<b>TOTAL NUMBER</b>
Citizen Dispute	27
Civil Matter	40
Commitment - Emergency	2
Computer Tampering	1
Conversion	7
Criminal Mischief	101
Criminal Recklessness	3
Crossing Guard Detail	1
Curfew	0
Custodial Interference	4
Damage Property	5
Dead Body	5
Deliver Message	2
Depriving Owner of Vehicle	0
Disabled Vehicle	48
Disaster	0
Disorderly Conduct	4
Disturbance	26
Dog Bite	4
Domestic Battery w/o Weapon	5
Domestic Disturbance	36
Domestic w/Weapon	0
Drive Off	2
Driving Complaint	2
Drowning	0
Drugs /Controlled Substance Problem	28
DUI	135
Embezzlement	0
Employee Injury	0
Escort	193
Explosives	1
Extra Patrol	16
Fail to Reg Sex Offender	0
False Report	0
Family Disturbance	21
Fatal Accident	0
Fight	3
Fingerprint	77
Fire Dispatch	86
Fire Vehicle – Car Fire	2
Firearms Permit Application	73
Fireworks	59
Forgery	0

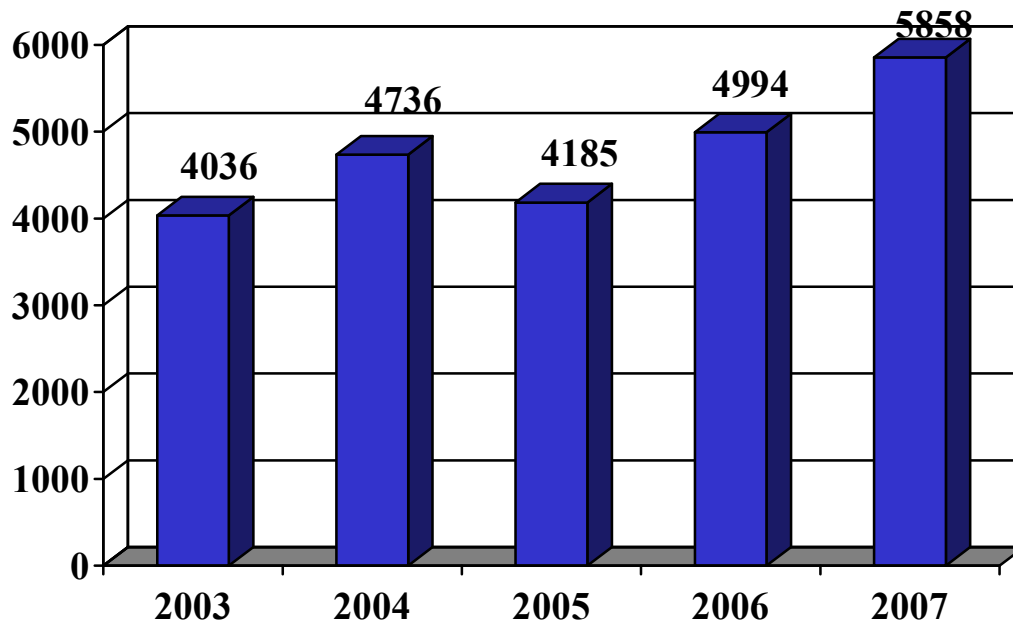
<b>YEAR 2007 TOTAL INCIDENTS BY TYPE</b>	
<b>CLASSIFICATION</b>	<b>TOTAL NUMBER</b>
Found Property	16
Fraud	23
Funeral Escort	65
Gambling	0
Harassment	18
Harassing Communications	25
Hazmat – Haz. Mat. Spill	0
Hit & Run Accident	18
Homicide	0
Hunting Complaint	2
Illegal Burning	1
Illegal Dumping	7
Industrial Accident	0
Information	249
Injured Person	0
Intimidation	20
Intoxication	12
Invasion of Privacy	3
Juvenile Molestation	1
Juvenile Problem	145
K9 Usage	23
Kidnapping	0
Littering	1
Loitering	0
Lost or Stolen Property	18
Loud Music / Party	48
Man With Gun	0
Medical Emergency	9
Mental	1
Military – AWOL	0
Miscellaneous	15
Misconduct	0
Missing Person	9
Non-Sufficient Funds Check	0
Off Duty Response	1
Off Road Vehicle	41
Open Burning	4
Ordinance Violation	80
Overdose	1
Parking Problem	20
PD Accident	313
PI Accident	52
Pornography	0

<b>YEAR 2007 TOTAL INCIDENTS BY TYPE</b>	
<b>CLASSIFICATION</b>	<b>TOTAL NUMBER</b>
Probation Violation	0
Property Damage	62
Prostitution	0
Protection Order Violation	1
Prowler	2
Public Indecency	0
Rape	0
Reckless Driving	200
Recovered Stolen Property	1
Recovered Stolen Vehicle	3
Repossession	7
Resisting / Interfering with Officer	6
Riot	0
Road Blockage	3
Robbery	1
Runaway Juvenile	2
Search Warrant	5
Sex Offense	1
Sexual Battery	0
Shots Fired	8
Simple Assault	0
Soliciting	40
Stabbing	0
Structure Fire	0
Suicide	0
Suicide Attempt	0
Suspicious Incident	115
Suspicious Person	134
Suspicious Vehicle	194
Theft	68
Theft – Attempt	5
Theft from Vehicle	43
Theft Vehicle Other – Tractor, Bobcat, Trailers, Etc.	2
Theft – Automobile	7
Theft – Motorcycle	1
Theft – Truck / Bus	1
Theft – Vehicle Parts	0
Threatening	10
Traffic Hazard	77
Traffic Offense	140
Trespassing	14
Unauthorized Control	2

<b>YEAR 2007 TOTAL INCIDENTS BY TYPE</b>	
<b>CLASSIFICATION</b>	<b>TOTAL NUMBER</b>
Unsecure Premise	55
Unwanted Party	10
Utility Problem	20
Vacation Check - Extra Patrol	53
Vagrancy	0
Vandalism	7
Vehicle Lockout	34
VIN Inspection	213
Visiting A Common Nuisance	0
Walk Away From Work Release	0
Warrant Served	48
Weapon Discharge	0
Weapon Offense	1
Welfare Check	57
<b>TOTALS:</b>	<b>5,858</b>



TOTAL INCIDENTS – 2003 – 2007



<b>TOTAL TRAFFIC CRASHES -- 2003 – 2007</b>					
	<b>2003</b>	<b>2004</b>	<b>2005*</b>	<b>2006</b>	<b>2007</b>
<b>Total Number of Crashes</b>	<b>181</b>	<b>146</b>	<b>326</b>	<b>209</b>	<b>209</b>
Total Number of Injured	64	51	43	52	53
Total Number of Fatalities	0	1	0	0	0

\* Years 2003, 2004, 2006 and 2007 indicate accidents wherein a State Crash Report was filed. These years' numbers do not include any Property Damage Accidents with damage under \$1000.00. Year 2005 indicates all traffic accidents, both accidents with State Crash Reports being filed, as well as all PD Accidents with damage under \$1000.00.

<b>ANNUAL TRAINING REPORT – YEAR 2007</b>		
<b>OFFICER</b>	<b>RANK</b>	<b>TOTAL HOURS OF TRAINING</b>
Frego, Fred A.	Chief	54.50
Johnsen, Bernard J.	Assistant Chief / Captain	22.0
Chapranda, Frank M.	Commander / Sergeant	46.0
Fryzel, Michael S.	Commander / Sergeant	55.0
Kouder, Richard K.	Lieutenant	26.0
Dahlin, Jay L.	Corporal	18.0
Demeter, David J.	Corporal	24.0
Gardenhire, Timothy R.	Corporal	34.0
Poston, Dale W.	Corporal	39.0
Turturillo, James	Corporal	23.0
Adams, Shane L.	Officer	730.0
Andersen, Eric J.	Officer	33.0
Flores, Steven	Officer	96.0
Moffitt, Michael D.	Officer	56.0
Oszust, David M.	Officer	734.0
Rudzinski, Steven L.	Officer	90.0
Schreiber, Luke M.	Officer	32.0
Sidenbender, Brett J.	Officer	22.0
Stamate, Nicholas M.	Officer	28.0
Conaway, Richard H.	Reserve Officer	10.0
Fialkowski, Richard L.	Reserve Officer	30.0
Gembala, Jeffrey D.	Reserve Officer	30.0
O'Leary, Joseph W.	Reserve Officer	42.0
O'Neill, Patrick J.	Reserve Officer	42.0
Renz, Joseph A.	Reserve Officer	34.0
Smith, Timothy A.	Reserve Officer	38.0
Wolff, Mathew A.	Reserve Officer	22.0
Case, Linda	Dispatcher	42.0
Kolodziej, Joan M.	Administrative Assistant	16.0
Luketic, Beth A.	Dispatcher	16.0
Macak, Pamela F.	Dispatcher	18.0
Rudzinski, Donna	Dispatcher	40.0
Wroe, Clifford	Dispatcher	8.0
Cooper, Krista	Dispatcher – Part-time	0.0
<b>TOTAL HOURS OF TRAINING FOR YEAR 2007:</b>		<b>2,530</b>