



ST. JOHN POLICE DEPARTMENT



2008 YEAR END REPORT

By: Fred A. Frego
Chief of Police



2008 YEAR END REPORT TABLE OF CONTENTS

5-YEAR COMPARISON 2004-2008

Message from the Chief . . .

1.	Total Gas Cost / Mileage – 2004 / 2008	1
2.	Duty Mileage / Fuel Report	2
3.	Traffic Report by Officer – Tickets / Warnings – 2007 / 2008	3
4.	Yearly Average per Full-Time Patrol Officer – Tickets / Warnings	3
5.	Total Violations – Traffic / Parking / Warnings – 2004 / 2008	4
6.	Traffic / Parking Violations – 2004 / 2008 Graph	4
7.	Written Warnings – 2004 / 2008 Graph	4
8.	Traffic Citation Time Analysis – 2008	5
9.	Traffic Warning Time Analysis – 2008	6
10.	Racial Profiling Report by Officer and Demographic Analysis of Persons Cited – 01/01/2008 to 12/31/2008	7-14
11.	Total Adult Arrest Record – Misdemeanor & Felony – 2004 / 2008	15
12.	Total Adult Officer Arrests – 2007 / 2008	15
13.	Reported Crimes by Type – 2004 / 2008	16
14.	Total Reported Crimes – 2004 – 2008 Graph	17
15.	Total Incidents By Classifications – 2008	17-21
16.	Total Incidents – 2004 / 2008 Graph	22
17.	Total Traffic Crashes – 2004 / 2005 / 2006 / 2007 / 2008	22
18.	Total Tows Per Tow Firm – 2005 / 2006 / 2007 / 2008	22
19.	Annual Training Report By Officer for Year 2008	23

February 5, 2009

Message from the Chief . . .

I respectfully present to the President, and the members of the Town Council, the St. John Police Department's 2008 Year End Report. As always, the St. John Police Department reflects professionalism, dedication and a work ethic of the highest degree.

The year 2008 was one of both success and challenge for the St. John Police Department. The department's success encompassed several notable actions.

Total calls for 2008 increased by 9%, but overall reported crimes decreased approximately 8%. Through dedication and prompt response demonstrated by law enforcement professionals, the increased volume was handled promptly and efficiently while reported crime decreased.

The Department's Infraction Deferral Program has been underway for more than a full year. This program is one where traffic offenders can take advantage of opting to enroll in the program in lieu of appearing in court. Payment for the Infraction Deferral Program is received at the Police Department, and their driving record is kept intact upon successful completion. Both the Police Department and the Town of St. John have benefited financially through this program.

In August, the St. John Police Department hosted its first National Night Out Against Crime at Prairie West Park in a number of years. The event drew the interest and attendance of over 300 participants. Another is planned for 2009.

The department's biggest challenge was managing and controlling the annual budget. With the budget remaining unchanged from 2007, and the rising cost anticipated, we were able to meet the challenges and continue to offer a high level of police services to the citizens of St. John.

I commend all the members of the St. John Police Department for their part in the successes and challenges of this past year. I am proud of all members of the St. John

Message from the Chief . . .
February 5, 2009
Page 2 of 2



Police Department who display great pride and dedication to the law enforcement profession. I look forward to continued cooperation dedication, and professionalism in 2009.

I thank the St. John Town Council and the St. John Metropolitan Police Commission for their continued cooperation and support offered to the St. John police Department.

Sincerely,

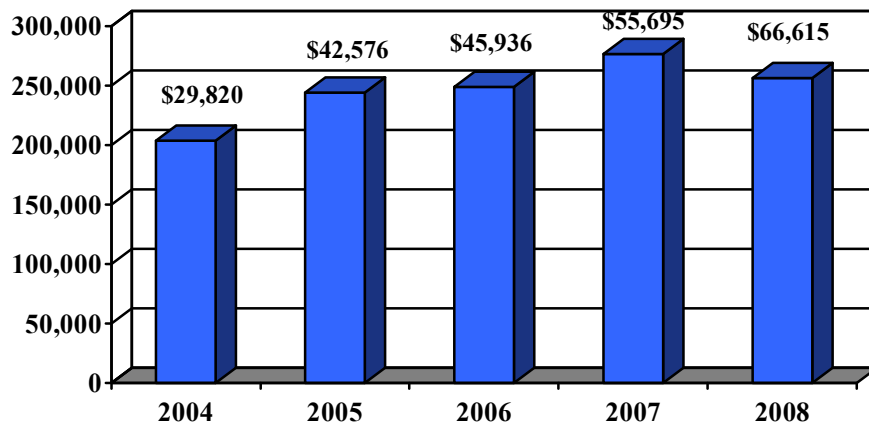
Fred A. Frego
Chief of Police

FAF:jmk

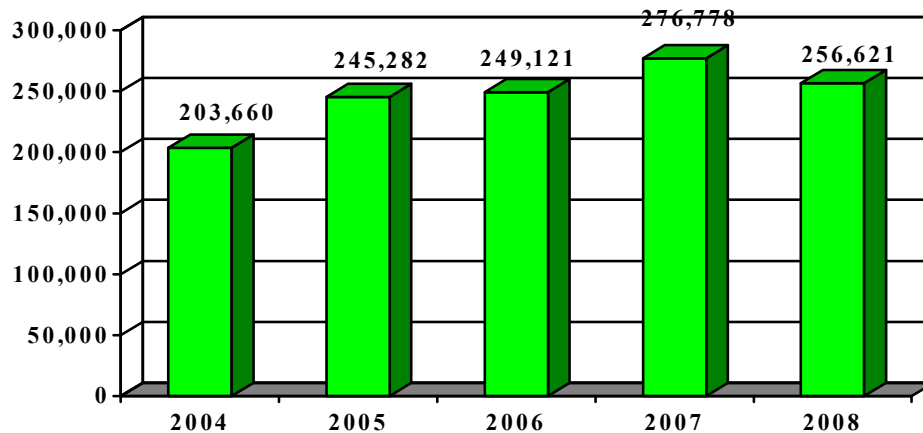
2008 YEAR END REPORT

TOTAL GAS COST / MILEAGE					
	2004	2005	2006	2007	2008
Total Gas Cost	\$29,820.41	\$42,576.10	\$45,936.39	\$55,695.95	\$66,615.02
Total Mileage	203,660	245,282	249,121	276,778	256,621

TOTAL GAS COST -- 2004 – 2008



TOTAL MILEAGE -- 2004 – 2008



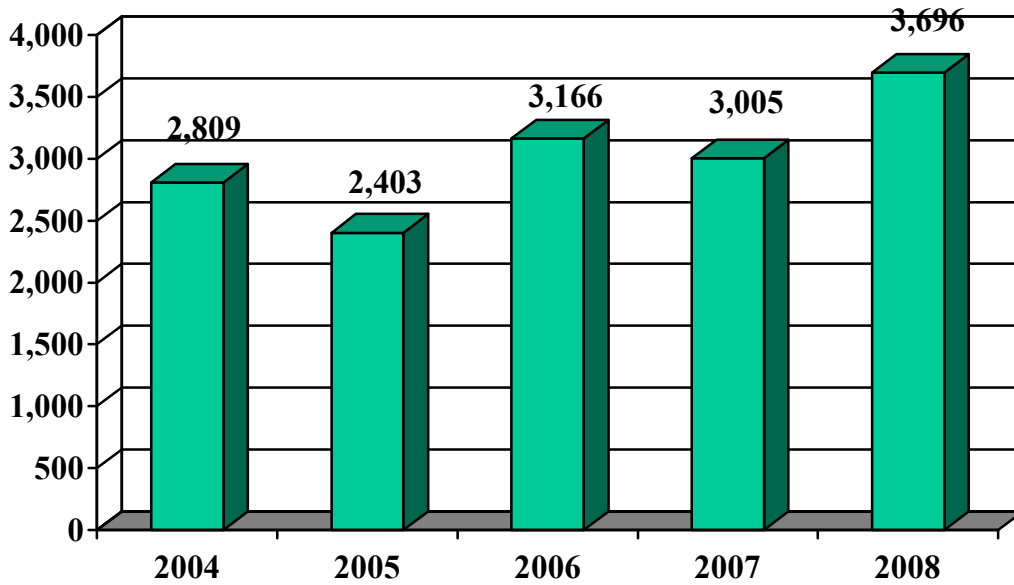
ST. JOHN POLICE DEPARTMENT DUTY MILEAGE / FUEL REPORT				
OFFICER	2008 MILES DRIVEN	2008 GALLONS OF FUEL	2008 FUEL COST	AVERAGE MILES PER GALLON
#1 - Frego, Chief F.	10,703	608.4	\$1,868.27	17.60
#6 - Chapranda, Commander F.	5,009	409.4	\$1,267.05	12.23
#7 - Fryzel, Commander M.	16,187	1,256.7	\$3,924.02	12.88
#2 - Johnsen, Capt. B.	4,710	349.2	\$1,142.05	13.48
#5 - Kouder, Lieutenant R.	10,309	992.1	\$2,942.13	10.39
#14 - (Being used by various officers)	9,260	769.6	\$2,382.82	19.71
#12 - Demeter, Corporal D.	11,698	937.0	\$2,796.08	12.48
#10 - Gardenhire, Corporal T.	12,034	1,112.3	\$3,381.18	10.81
#8 - Poston, Corporal D. Totalled 11-05-08	9,837	796.8	\$2,541.87	N/A
#11 - Turturillo, Corporal J.	8,598	681.9	\$2,097.89	12.60
#19 - Adams, Officer S.	15,749	1,504.5	\$4,645.80	10.46
#9 - Andersen, Officer E.	9,062	770.5	\$2,373.98	11.76
#15 - Flores, Officer S.	15,249	1,454.4	\$4,435.61	10.48
#17 - Moffitt, Officer M.	20,845	1,671.3	\$5,063.41	12.47
#20 - Oszust, Officer D.	13,030	1,261.2	\$3,723.27	10.33
#4 - Rudzinski, Officer S.	15,077	1,093.4	\$3,272.95	13.78
#18 - Schreiber, Officer L.	14,014	1,146.8	\$3,507.09	12.22
#13 - Sidenbender, Officer B. Totalled 11-05-08	11,694	1,174.5	\$3,753.56	N/A
#16 - Stamate, Officer N.	12,856	1,005.6	\$3,047.85	12.78
Unit 30	5,321	495.1	\$1,357.97	10.74
Unit 31	10,205	978.9	\$3,102.49	10.42
Unit 32	3,889	385.6	\$1,036.05	10.08
Unit 40 (Being Driven by Cpl. J. Dahlin)	1,865	192.1	\$600.67	9.70
Unit 41 (No Longer Have as of 08-07-08)	1,687	143.0	\$392.59	11.79
Unit T110	469	71.2	\$253.48	6.58
Unit T112	0	0.0	\$0.00	0.00
Unit T114 - Diesel	126	15.2	\$30.94	8.28
Command 100 - Diesel	151	10.7	\$21.70	14.11
ATV 1	188	9.1	\$31.90	20.65
ATV 2	170	9.3	\$32.10	18.27
AC#53 - Conaway, R.	6,629	516.0	\$1,588.23	12.84
YEAR 2008 TOTALS:	256,621	21,821.9	\$66,615.02	PATROL 11.75
YEAR 2007 TOTALS:	276,778	22,794.2	\$ 55,695.36	PATROL 12.2
YEAR 2006 TOTALS:	249,121	20,791.8	\$ 45,936.39	PATROL 12.2
YEAR 2005 TOTALS:	245,282	21,253.6	\$ 42,576.12	PATROL 11.1
YEAR 2004 TOTALS:	203,660	17,967.1	\$ 29,820.41	PATROL 11.3

TRAFFIC REPORT				
Officer	Year 2007 Tickets	Year 2008 Tickets	Year 2007 Warnings	Year 2008 Warnings
Cmdr. F. Chapranda	6	6	4	11
Cmdr. M. Fryzel	4	1	0	1
Lt. R. Kouder	55	45	8	0
Cpl. J. Dahlin	82	103	10	17
Cpl. D. Demeter	256	262	130	94
Cpl. T. Gardenhire	125	129	20	31
Cpl. D. Poston	164	143	82	32
Cpl. J. Turturillo	160	67	69	25
Ofc. S. Adams	267	457	78	151
Ofc. E. Andersen	207	223	127	10
Ofc. S. Flores	313	347	134	130
Ofc. M. Moffitt	341	372	186	123
Ofc. D. Oszust	157	290	214	139
Ofc. S. Rudzinski	122	252	41	71
Ofc. L. Schreiber	254	260	118	79
Ofc. B. Sidenbender	106	282	47	10
Ofc. N. Stamate	250	260	126	40
R. Ofc. M. Bunnell (Hired 12-07)	0	86	0	22
R. Ofc. R. Conaway	4	0	0	0
R. Ofc. R. Fialkowski	9	3	69	21
R. Ofc. J. Gembala	2	0	7	0
R. Ofc. T. Lozano (Hired 12-07)	0	1	0	1
R. Ofc. J. Mendez (Hired 12-07)	0	9	0	15
R. Ofc. J. O'Leary	3	0	5	4
R. Ofc. P. O'Neill	2	1	8	0
R. Ofc. J. Renz	0	0	0	0
R. Ofc. T. Smith	63	54	72	54
R. Ofc. M. Wolff	53	40	60	25
R. Ofc. C. Wroe	0	3	0	12
TOTAL:	3005	3696	1615	1118
TOTAL AFTER SUBTRACTING HIGHLIGHTED NUMBERS:	2804	3447	1382	952

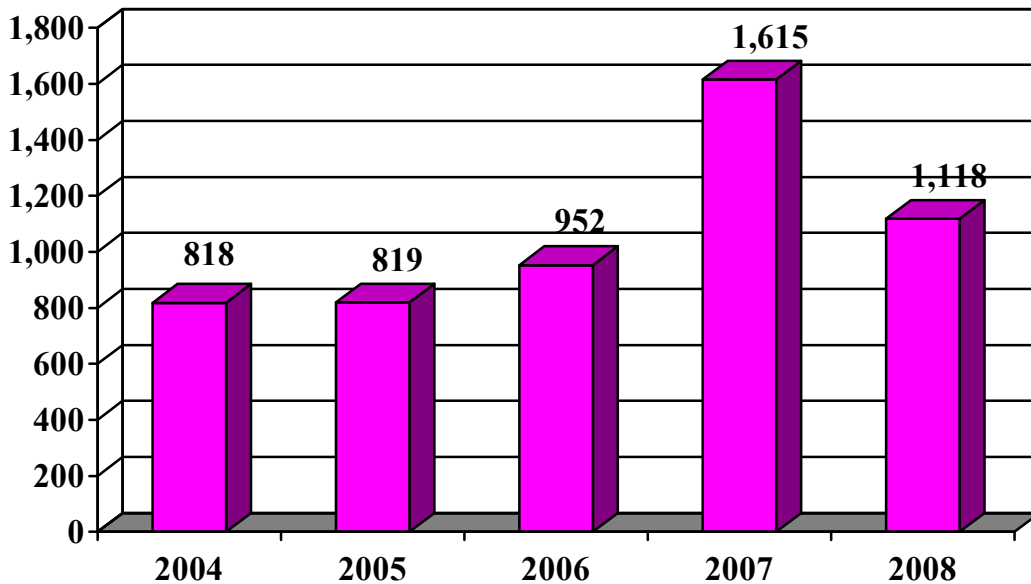
YEARLY AVERAGE PER FULL-TIME PATROL OFFICER		
[The numbers highlighted in yellow in the Traffic Report were deducted from the year-end totals and then divided by the number 14 (Year 2007) and the number 14 (Year 2008) to provide an average for full-time patrol officer.]		
	2007	2008
Tickets	200	246
Warnings	98	68

TOTAL VIOLATIONS / WARNINGS					
	2004	2005	2006	2007	2008
Traffic / Parking Violations	2809	2403	3166	3005	3696
Written Warnings	818	819	952	1615	1118

TRAFFIC / PARKING VIOLATIONS -- 2004 – 2008



WRITTEN WARNINGS -- 2004 – 2008



TRAFFIC CITATION TIME ANALYSIS – 01/01/2008 TO 12/31/2008

TRAFFIC WARNING TIME ANALYSIS – 01/01/2008 TO 12/31/2008

RACIAL PROFILING REPORT BY OFFICER AND DEMOGRAPHIC ANALYSIS OF PERSONS CITED 01/01/2008 TO 12/31/2008 (Total Persons Cited – Duty, Grant, Animal Control and Code Enforcement)								
Officer	Total # Persons Cited	Male	Female	Unk	Race / Age	Male	Female	Unk
Adams, S.	766	491	273	2	No Entry	57	35	1
					Asian	3	0	0
					Black	12	5	0
					Indian	0	1	0
					White/Hispanic/La	27	7	0
					Multiracial	0	0	1
					Unknown	8	10	0
					White	384	215	0
					1 to 18	52	25	0
					19 to 25	123	77	1
					26 to 50	259	133	1
51 and over	57	38	1					
Andersen, E.	223	144	79	0	No Entry	8	6	0
					Asian	0	1	0
					Black	6	1	0
					Indian	2	0	0
					White/Hispanic/La	2	2	0
					Unknown	1	2	0
					White	125	67	0
					1 to 18	18	9	0
					19 to 25	29	12	0
					26 to 50	72	47	0
					51 and over	25	11	0
Bunnell, M.	86	69	17	0	No Entry	8	0	0
					Black	5	3	0
					White/Hispanic/La	6	1	0
					Unknown	1	0	0
					White	49	13	0
					1 to 18	14	1	0
					19 to 25	24	6	0
					26 to 50	24	8	0
					51 and over	7	2	0
Chaprand, F.	6	4	2	0	No Entry	0	1	0
					White	4	1	0
					1 to 18	0	0	0
					19 to 25	0	1	0
					26 to 50	4	0	0
					51 and over	0	1	0
Conaway, R.	26	15	10	1	No Entry	1	2	1

RACIAL PROFILING REPORT BY OFFICER AND DEMOGRAPHIC ANALYSIS OF PERSONS CITED 01/01/2008 TO 12/31/2008 (Total Persons Cited – Duty, Grant, Animal Control and Code Enforcement)								
Officer	Total # Persons Cited	Male	Female	Unk	Race / Age	Male	Female	Unk
Animal Control					White/Hispanic/La	1	0	0
					White	13	8	0
					19 to 25	1	0	0
					26 to 50	11	8	1
					51 and over	3	1	0
					Unknown	0	1	0
Dahlin, J.	119	79	40	0	No Entry	6	1	0
					Black	1	4	0
					White/Hispanic/La	6	3	0
					Unknown	0	2	0
					White	66	31	0
					1 to 18	8	6	0
					19 to 25	25	11	0
					26 to 50	39	19	0
51 and over	7	4	0					
Demeter, D.	261	173	86	2	No Entry	15	12	2
					Black	9	0	0
					White/Hispanic/La	22	1	0
					Unknown	4	3	0
					White	123	70	0
					1 to 18	21	8	0
					19 to 25	59	19	0
					26 to 50	79	48	0
					51 and over	14	11	0
					Unknown	0	0	2
Fialkowski, R.	3	3	0	0	White	3	0	0
					1 to 18	1	0	0
					19 to 25	1	0	0
					51 and over	1	0	0
Flores, S.	440	318	122	0	No Entry	40	10	
					Black	11	6	0
					White/Hispanic/La	41	7	0
					Unknown	4	0	0
					White	222	99	0
					1 to 18	31	14	0
					19 to 25	113	33	0
					26 to 50	157	65	0
51 and over	17	10	0					
Fryzel, M.	1	0	1	0	White	0	1	0
					26 to 50	0	1	0

RACIAL PROFILING REPORT BY OFFICER AND DEMOGRAPHIC ANALYSIS OF PERSONS CITED 01/01/2008 TO 12/31/2008 (Total Persons Cited – Duty, Grant, Animal Control and Code Enforcement)								
Officer	Total # Persons Cited	Male	Female	Unk	Race / Age	Male	Female	Unk
Gardenhire, T.	330	242	88	0	No Entry	25	5	0
					Asian	1	0	0
					Black	5	0	0
					White/Hispanic/La	18	2	0
					Unknown	1	2	0
					White	192	79	0
					1 to 18	21	11	0
					19 to 25	52	26	0
					26 to 50	143	35	0
					51 and over	26	15	0
Unknown	0	1	0					
Gembala, J.	0	0	0	0		0	0	0
Kouder, R.	51	6	9	36	No Entry	0	0	36
					White	6	9	0
					19 to 25	2	0	0
					26 to 50	1	2	0
					51 and over	3	7	0
					Unknown	0	0	36
Lozano, T.	1	0	1		White	0	1	0
					19 to 25	0	1	0
Mainwaring, J.	254	19	5	230	No Entry	4	0	230
					White	15	5	0
					19 to 25	1	0	0
					26 to 50	12	1	0
					51 and over	4	4	0
					Unknown	2	0	230
Mendez, J.	9	8	1	0	No Entry	1	0	0
					White	7	1	0
					1 to 18	1	1	0
					19 to 25	2	0	0
					26 to 50	4	0	0
					51 and over	1	0	0
Moffitt, M.	538	464	72	2	No Entry	39	8	2
					Black	16	1	0
					White/Hispanic/La	40	0	0

RACIAL PROFILING REPORT BY OFFICER AND DEMOGRAPHIC ANALYSIS OF PERSONS CITED 01/01/2008 TO 12/31/2008 (Total Persons Cited – Duty, Grant, Animal Control and Code Enforcement)								
Officer	Total # Persons Cited	Male	Female	Unk	Race / Age	Male	Female	Unk
					Unknown	6	0	0
					White	363	63	0
					1 to 18	56	14	0
					19 to 25	136	30	1
					26 to 50	239	22	0
					51 and over	33	6	0
					Unknown	0	0	1
O'Leary, J.	0	0	0	0		0	0	0
O'Neill, P.	1	1	0	0	White	1	0	0
					26 to 50	1	0	0
Oszust, D.	378	302	74	2	No Entry	27	11	2
					Black	9	3	0
					Indian	2	0	0
					White/Hispanic/La	43	5	0
					Unknown	5	0	0
					White	216	55	0
					1 to 18	44	14	0
					19 to 25	94	12	0
					26 to 50	149	41	0
					51 and over	15	7	0
					Unknown	0	0	2
Poston, D.	143	101	41	1	No Entry	5	3	1
					Black	3	2	0
					White/Hispanic/La	3	0	0
					Multiracial	1	0	0
					Unknown	2	1	0
					White	87	35	0
					1 to 18	9	4	0
					19 to 25	30	9	0
					26 to 50	46	22	0
					51 and over	16	6	1
Rudzinski, S.	269	183	83	3	No Entry	20	4	3
					Black	5	4	0
					White/Hispanic/La	20	3	0
					Unknown	1	1	0

RACIAL PROFILING REPORT BY OFFICER AND DEMOGRAPHIC ANALYSIS OF PERSONS CITED 01/01/2008 TO 12/31/2008 (Total Persons Cited – Duty, Grant, Animal Control and Code Enforcement)								
Officer	Total # Persons Cited	Male	Female	Unk	Race / Age	Male	Female	Unk
					White	137	71	0
					1 to 18	10	8	0
					19 to 25	58	22	
					26 to 50	89	44	0
					51 and over	26	9	0
					Unknown	0	0	3
Schreiber, L.	261	169	92	0	No Entry	10	11	0
					Asian	1	0	0
					Black	7	10	0
					White/Hispanic/La	18	3	0
					Unknown	4	1	0
					White	129	67	0
					1 to 18	24	5	0
					19 to 25	42	14	0
					26 to 50	82	61	0
					51 and over	20	11	0
					Unknown	1	1	0
Sidenbender, B.	283	186	94	3	No Entry	19	4	2
					Black	1	1	0
					White/Hispanic/La	7	1	0
					Multiracial	0	0	1
					Unknown	5	3	0
					White	154	85	0
					1 to 18	8	5	0
					19 to 25	38	16	0
					26 to 50	107	57	1
					51 and over	31	15	0
					Unknown	2	1	2
Smith, T.	55	45	9	1	No Entry	2	1	1
					White/Hispanic/La	5	0	0
					White	38	8	0
					1 to 18	3	2	0
					19 to 25	19	2	0
					26 to 50	17	5	0
					51 and over	5	0	0
					Unknown	1	0	1
Stamate, N.	261	165	96	0	No Entry	6	9	0
					Black	6	1	0
					White/Hispanic/La	23	4	0
					Multiracial	1	0	0
					Unknown	1	4	0

RACIAL PROFILING REPORT BY OFFICER AND DEMOGRAPHIC ANALYSIS OF PERSONS CITED 01/01/2008 TO 12/31/2008 (Total Persons Cited – Duty, Grant, Animal Control and Code Enforcement)								
Officer	Total # Persons Cited	Male	Female	Unk	Race / Age	Male	Female	Unk
					White	128	78	0
					1 to 18	25	20	0
					19 to 25	67	24	0
					26 to 50	68	48	0
					51 and over	5	4	0
Turturillo, J.	116	67	48	1	No Entry	8	8	1
					Black	5	3	0
					White/Hispanic/La	3	7	0
					Multiracial	1	0	0
					Unknown	1	0	0
					White	49	30	0
					1 to 18	13	5	0
					19 to 25	12	9	0
					26 to 50	31	27	0
					51 and over	11	7	0
					Unknown	0	0	1
Wolff, M.	40	30	9	1	No Entry	4	0	1
					Black	1	1	0
					Indian	1	0	0
					White/Hispanic/La	0	1	0
					Unknown	1	0	0
					White	23	7	0
					1 to 18	5	1	0
					19 to 25	6	6	0
					26 to 50	14	1	0
					51 and over	5	1	0
					Unknown	0	0	1
Wroe, C.	3	0	0	3	No Entry	0	0	3
					Unknown	0	0	3

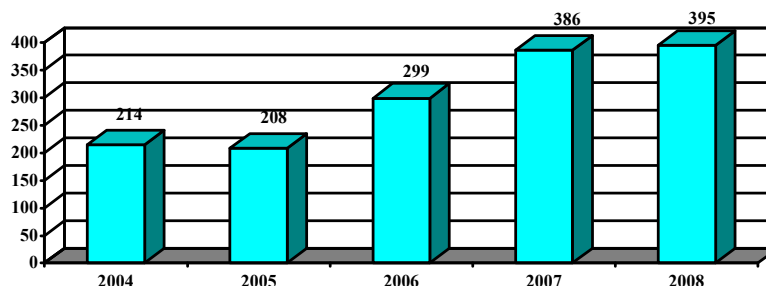
DEMOGRAPHIC ANALYSIS OF PERSONS CITED												
01/01/2008 TO 12/31/2008												
Total Persons Cited (Duty, Grant, Animal Control and Code Enforcement):										4927		
Male: 3286				Female: 1353				Unknown: 288				
Race:				Male		Female		Unknown				
No Entry				305		131		286				
Asian				5		1		0				
Black				102		45		0				
Indian				5		1		0				
White / Hispanic / Latin				285		47		0				
Multiracial				3		0		2				
Unknown				45		28		0				
White				2536		1100		0				
Marital Status:				Male		Female		Unknown				
No Entry				2250		1184		288				
Divorced				79		28		0				
Engaged				11		2		0				
Married				183		48		0				
Separated				8		1		0				
Single				694		84		0				
Unknown				61		6		0				
AGE	MALE	FEMALE	UNK	AGE	MALE	FEMALE	UNK	AGE	MALE	FEMALE	UNK	
13	0	0	0	14	1	0	0	15	5	0	0	
16	63	27	0	17	143	59	0	18	153	67	0	
19	178	55	0	20	154	51	0	21	152	53	0	
22	103	41	0	23	132	44	1	24	111	46	0	
25	104	40	0	26	114	38	0	27	103	37	0	
28	102	33	0	29	77	30	0	30	77	29	0	
31	76	37	0	32	77	35	1	33	67	36	0	
34	94	24	0	35	41	29	1	36	67	25	0	
37	57	27	1	38	66	29	0	39	57	28	0	
40	57	27	0	41	44	19	0	42	54	22	0	
43	58	25	0	44	53	34	0	45	52	29	0	
46	71	20	0	47	56	36	0	48	44	17	0	
49	42	12	0	50	42	18	0	51	36	17	0	
52	29	16	1	53	22	20	1	54	37	21	0	
55	16	18	0	56	19	7	0	57	19	8	0	
58	22	4	0	59	19	7	0	60	15	7	0	
61	14	8	0	62	12	6	0	63	9	6	0	
64	6	6	0	65	9	4	0	66	15	3	0	
67	8	1	0	68	6	0	0	69	4	1	0	
70	1	2	0	71	0	2	0	72	1	0	0	
73	4	1	0	74	2	0	0	75	2	1	0	

AGE	MALE	FEMALE	UNK
76	2	0	0
79	0	0	1
82	0	0	0

AGE	MALE	FEMALE	UNK
77	0	1	0
80	2	0	0
91	0	1	0

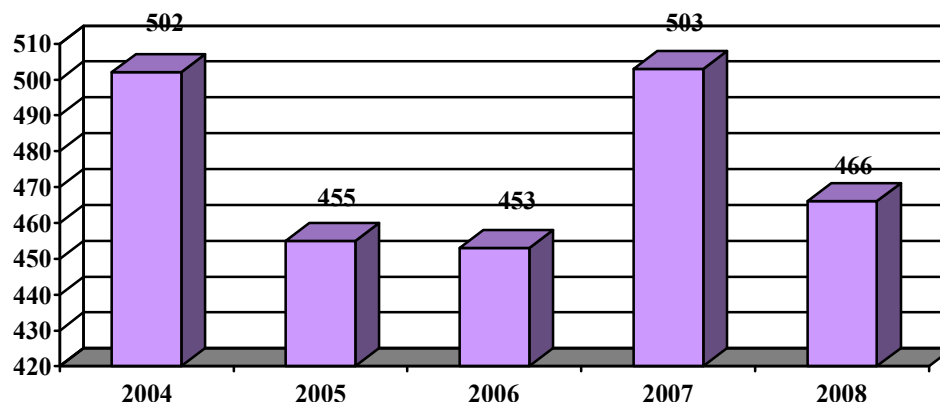
AGE	MALE	FEMALE	UNK
78	0	0	0
81	0	1	0
No DOB	6	4	282

TOTAL ADULT ARREST RECORD					
	2004	2005	2006	2007	2008
Misdemeanor / Felony Arrests	214	208	299	386	395



TOTAL ADULT OFFICER ARRESTS		
OFFICER	2007	2008
Sgt. F. Chapranda	0	0
Sgt. M. Fryzel	0	0
Capt. B. Johnsen	0	0
Lt. R. Kouder	7	2
Cpl. J. Dahlin	11	15
Cpl. D. Demeter	13	21
Cpl. T. Gardenhire	5	2
Ofc. D. Poston	4	5
Cpl. J. Turturillo	18	10
Ofc. S. Adams	18	21
Ofc. E. Andersen	2	2
Ofc. S. Flores	56	65
Ofc. M. Moffitt	97	117
Ofc. D. Oszust	29	33
Ofc. S. Rudzinski	13	22
Ofc. L. Schreiber	33	19
Ofc. B. Sidenbender	12	7
Ofc. N. Stamate	65	34
Reserve Ofc. M. Bunnell (Hired 12-27-07)	N/A	5
Reserve Ofc. R. Conaway	0	0
Reserve Ofc. R. Fialkowski	1	1
Reserve Ofc. J. Gembala	0	0
Reserve Ofc. J. Mendez (Hired 12-27-07)	N/A	4
Reserve Ofc. J. O'Leary	0	0
Reserve Ofc. P. O'Neill	0	0
Reserve Ofc. J. Renz	0	0
Reserve Ofc. T. Smith	2	3
Reserve Ofc. M. Wolff	0	6
Reserve Ofc. C. Wroe	0	1
TOTAL ADULT ARRESTS	386	395

REPORTED CRIMES BY TYPE					
YEARS 2004 – 2008					
TYPE OF CRIME	2004	2005	2006	2007	2008
Alcohol Offenses / Minor Consumption	6	17	22	16	12
Arson	0	0	0	2	1
Arson – Attempted	0	0	0	0	0
Auto Theft	3	10	11	11	3
Auto Theft – Attempted	1	23	4	1	0
Battery	13	19	16	18	23
Burglary	22	8	10	12	17
Burglary – Attempted	3	0	1	1	1
Child Abuse / Neglect	4	2	6	3	1
Child Molesting	1	1	0	1	0
Computer Tampering	-	-	-	1	0
Criminal Mischief	145	111	131	108	113
Criminal Recklessness	5	18	7	3	2
Disorderly Conduct	3	2	3	4	4
Domestic Battery / Violence	30	7	8	41	39
Drugs / Controlled Substance Problem	2	15	26	28	28
Forgery	7	4	0	0	0
Fraud / Identity Theft / Check Deception	20	29	21	26	18
Harassment / Harassment TX	63	55	41	43	37
Homicide	1	0	1	0	0
Intimidation	26	19	9	20	16
Invasion of Privacy	1	0	4	3	9
Public Indecency	0	2	2	0	2
Public Intoxication	6	6	0	12	5
Rape	0	0	1	0	0
Resisting Law Enforcement	1	1	2	6	6
Robbery	1	2	0	1	2
Sexual Battery	0	1	0	0	2
Sexual Offense	3	3	1	2	2
Suicide	1	1	0	0	1
Suicide – Attempted	3	5	3	0	5
Theft (Conversion)	104	79	98	120	103
Theft – Attempted	1	5	2	5	3
Trespassing	26	9	22	14	10
Weapon Offense	0	1	1	1	1
TOTALS	502 Down ↓ 13% over 2003	455 Down ↓ 9% over 2004	453 No Change over 2005	503 Up ↑ 11% over 2006	466 Down ↓ 8% over 2007

TOTAL REPORTED CRIMES -- 2004 – 2008

YEAR 2008 TOTAL INCIDENTS BY TYPE	
CLASSIFICATION	TOTAL NUMBER
911 Hang-up	120
911 Hang-up with Open Line	11
Abandoned Vehicle	35
Agency Assist	213
Alarm	585
Alcohol Offense	12
Ambulance Call	469
Animal Problem	342
Arson	1
Assault	2
Assault with Firearm	0
Assault with a Knife	0
Assist Motorist	111
Attempt Theft Vehicle	2
Attempt to Locate	1
Attempted Burglary	1
Attempted Rape	0
Bad Check	0
Battery	23
Bomb Threat/Attack	0
Bribery	0
Burglary - COLD	17
Burglary - Attempt	1
Business License Problem	0
Child Abuse or Neglect	1
Child Seat Inspection	25
Citizen Assist	146

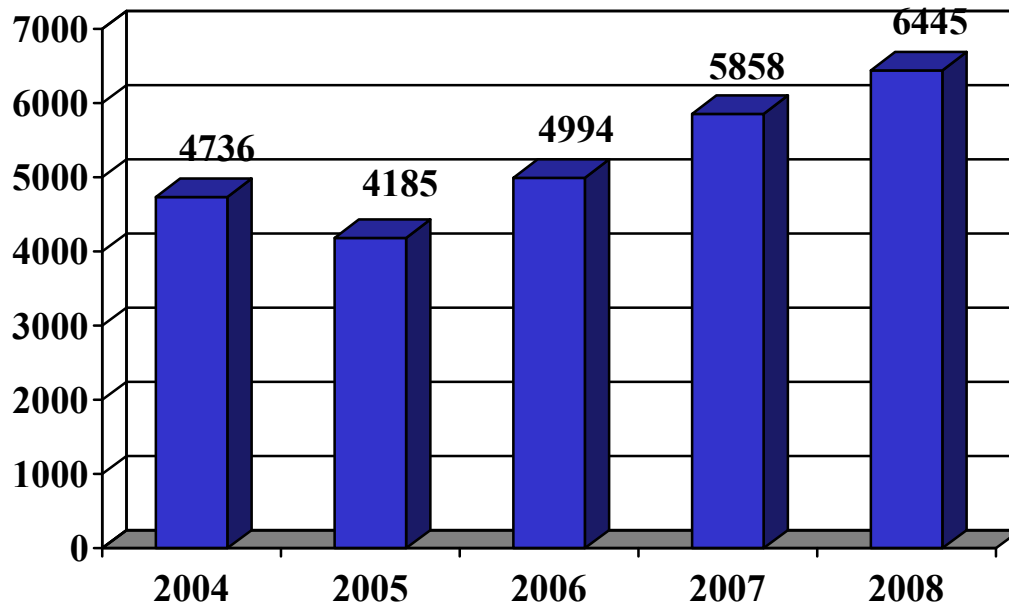
YEAR 2008 TOTAL INCIDENTS BY TYPE	
CLASSIFICATION	TOTAL NUMBER
Citizen Dispute	21
Civil Matter	38
Commitment - Emergency	2
Computer Tampering	0
Conversion	6
Criminal Mischief	113
Criminal Recklessness	2
Crossing Guard Detail	6
Curfew	1
Custodial Interference	3
Damage Property	3
Dead Body	8
Deliver Message	5
Depriving Owner of Vehicle	0
Disabled Vehicle	95
Disaster	0
Disorderly Conduct	4
Disturbance	27
Dog Bite	5
Domestic Battery w/o Weapon	5
Domestic Disturbance	34
Domestic w/Weapon	0
Drive Off	1
Driving Complaint	16
Drowning	0
Drugs /Controlled Substance Problem	28
DUI	130
Embezzlement	0
Employee Injury	0
Escort	274
Explosives	0
Extra Patrol	20
Fail to Reg Sex Offender	0
False Report	2
Family Disturbance	28
Fatal Accident	1
Fight	3
Fingerprint	71
Fire Dispatch	127
Fire Vehicle – Car Fire	3
Firearms Permit Application	138
Fireworks	38
Forgery	0

YEAR 2008 TOTAL INCIDENTS BY TYPE	
CLASSIFICATION	TOTAL NUMBER
Found Property	16
Fraud	18
Funeral Escort	72
Gambling	0
Harassment	8
Harassing Communications	29
Hazmat – Haz. Mat. Spill	2
Hit & Run Accident	26
Homicide	0
Hunting Complaint	3
Illegal Burning	0
Illegal Dumping	4
Industrial Accident	0
Information	367
Injured Person	1
Intimidation	16
Intoxication	5
Invasion of Privacy	9
Juvenile Molestation	1
Juvenile Problem	137
K9 Usage	16
Kidnapping	0
Littering	2
Loitering	0
Lost or Stolen Property	18
Loud Music / Party	44
Man With Gun	0
Medical Emergency	6
Mental	0
Military – AWOL	0
Miscellaneous	33
Missing Person	2
Non-Sufficient Funds Check	0
Off Duty Response	0
Off Road Vehicle	44
Open Burning	4
Ordinance Violation	62
Overdose	1
Parking Problem	25
PD Accident	378
PI Accident	35
Pornography	0
Probation Violation	0

YEAR 2008 TOTAL INCIDENTS BY TYPE	
CLASSIFICATION	TOTAL NUMBER
Property Damage	57
Prostitution	0
Protection Order Violation	3
Prowler	0
Public Indecency	2
Railroad Problem	1
Rape	0
Reckless Driving	178
Recovered Stolen Property	2
Recovered Stolen Vehicle	3
Repossession	5
Resisting / Interfering with Officer	6
Riot	0
Road Blockage	7
Robbery	2
Runaway Juvenile	6
Search Warrant	2
Sex Offense	2
Sexual Battery	2
Shots Fired	12
Simple Assault	0
Soliciting	29
Stabbing	0
Structure Fire	0
Suicide	0
Suicide Attempt	5
Suspicious Incident	154
Suspicious Person	111
Suspicious Vehicle	230
Theft	62
Theft – Attempt	3
Theft from Vehicle	35
Theft Vehicle Other – Tractor, Bobcat, Trailers, Etc.	0
Theft – Automobile	1
Theft – Motorcycle	0
Theft – Truck / Bus	2
Theft – Vehicle Parts	0
Threatening	4
Traffic Hazard	69
Traffic Offense	174
Trespassing	10
Unauthorized Control	1

YEAR 2008 TOTAL INCIDENTS BY TYPE	
CLASSIFICATION	TOTAL NUMBER
Unsecure Premise	55
Unwanted Party	17
Utility Problem	29
Vacation Check - Extra Patrol	44
Vagrancy	0
Vandalism	2
Vehicle Lockout	50
VIN Inspection	180
Visiting A Common Nuisance	0
Walk Away From Work Release	0
Warrant Served	36
Weapon Discharge	0
Weapon Offense	1
Welfare Check	91
TOTALS:	6,445

TOTAL INCIDENTS – 2004 – 2008



TOTAL TRAFFIC CRASHES -- 2004 – 2008					
	2004	2005*	2006	2007	2008
Total Number of Crashes	146	326	209	209	247
Total Number of Injured	51	43	52	53	61
Total Number of Fatalities	1	0	0	0	1

* Years 2004, 2006, 2007 and 2008 indicate accidents wherein a State Crash Report was filed. These years' numbers do not include any Property Damage Accidents with damage under \$1000.00. Year 2005 indicates all traffic accidents, both accidents with State Crash Reports being filed, as well as all PD Accidents with damage under \$1000.00.

TOTAL TOWS PER TOW FIRM	2005	2006	2007	2008
Dave's Towing (Heavy Wrecker)	5	0	0	0
Emerald Towing (Heavy Wrecker)	6	0	0	1
Kubiak's Towing	85	91	112	115
St. John Auto	97	112	142	150
Stan's Towing	145	218	251	178
TOTAL NUMBER OF TOWS PER YEAR:	338	421	505	444

ANNUAL TRAINING REPORT – YEAR 2008		
OFFICER	RANK	TOTAL HOURS OF TRAINING
Frego, Fred A.	Chief	47
Chapranda, Frank M.	Commander / Sergeant	38
Fryzel, Michael S.	Commander / Sergeant	22
Johnsen, Bernard J.	Captain	22
Kouder, Richard K.	Lieutenant	22
Dahlin, Jay L.	Corporal	16
Demeter, David J.	Corporal	16
Gardenhire, Timothy R.	Corporal	52
Poston, Dale W.	Corporal	28
Turturillo, James	Corporal	446
Adams, Shane L.	Officer	32
Andersen, Eric J.	Officer	30
Flores, Steven	Officer	18
Moffitt, Michael D.	Officer	22
Oszust, David M.	Officer	48
Rudzinski, Steven L.	Officer	31
Schreiber, Luke M.	Officer	48
Sidenbender, Brett J.	Officer	16
Stamate, Nicholas M.	Officer	52
Bunnell, Michael R.	Reserve Officer	0
Conaway, Richard H.	Reserve Officer	0
Fialkowski, Richard L.	Reserve Officer	0
Gembala, Jeffrey D.	Reserve Officer	0
Mendez, Jose III	Reserve Officer	0
O'Leary, Joseph W.	Reserve Officer	0
O'Neill, Patrick J.	Reserve Officer	0
Renz, Joseph A.	Reserve Officer	0
Smith, Timothy A.	Reserve Officer	0
Wolff, Mathew A.	Reserve Officer	0
Case, Linda	Dispatcher	0
Kolodziej, Joan M.	Administrative Assistant	0
Luketic, Beth A.	Dispatcher	0
Macak, Pamela F.	Dispatcher	0
Rudzinski, Donna	Dispatcher	0
Wroe, Clifford	Dispatcher	0
Cooper, Krista	Dispatcher – Part-time	0

ANNUAL TRAINING REPORT – YEAR 2008		
OFFICER	RANK	TOTAL HOURS OF TRAINING
TOTAL HOURS OF TRAINING FOR YEAR 2007:		1,006