



ST. JOHN POLICE DEPARTMENT



2009 YEAR END REPORT

**By: Fred A. Frego
Chief of Police**



2009 YEAR END REPORT TABLE OF CONTENTS

5-YEAR COMPARISON 2005-2009

Message from the Chief . . .

1.	Total Gas Cost / Mileage – 2005 / 2009	1
2.	Duty Mileage / Fuel Report	2
3.	Traffic Report by Officer – Tickets / Warnings – 2008 / 2009	3
4.	Yearly Average per Full-Time Patrol Officer – Tickets / Warnings	3
5.	Total Violations – Traffic / Parking / Warnings – 2005 / 2009	4
6.	Traffic / Parking Violations – 2005 / 2009 Graph	4
7.	Written Warnings – 2005 / 2009 Graph	4
8.	Traffic Citation Time Analysis – 2009	5
9.	Traffic Warning Time Analysis – 2009	6
10.	Racial Profiling Report by Officer and Demographic Analysis of Persons Cited – 01/01/2009 to 12/31/2009	7-14
11.	Total Adult Arrest Record – Misdemeanor & Felony – 2005 / 2009	14
12.	Total Adult Officer Arrests – 2008 / 2009	15
13.	Reported Crimes by Type – 2005 / 2009	16
14.	Total Reported Crimes – 2005 – 2009 Graph	17
15.	Total Incidents By Classifications – 2009	17-21
16.	Total Incidents – 2005 / 2009 Graph	21
17.	Total Traffic Crashes – 2005 / 2006 / 2007 / 2008 / 2009	22
18.	Total Tows Per Tow Firm – 2005 / 2006 / 2007 / 2008 2009	22
19.	Annual Training Report By Officer for Year 2009	23

February 2, 2010

Message from the Chief . . .

I respectfully present to the President, and the members of the Town Council, the St. John Police Department's 2009 Year End Report. As always, the St. John Police Department reflects professionalism, dedication and a work ethic of the highest degree.

In 2009, we were able to maintain the quality level of service that citizens of St. John have grown to expect in spite of a significant level of budget cuts mandated by the state of the economy. This was accomplished through the great efforts and professionalism of all members of the St. John Police Department.

The Department's Infraction Deferral Program has been integral this past year in allowing us to continue and maintain a professional level of service to citizens. The key to our successful year was the team effort and dedication of all members in accomplishing a more difficult mission this year due to economic and budget reductions.

I am confident that 2010 will bring new challenges and improved prosperity to the Town of St. John and the citizens we serve. We will continue our efforts in the highest possible manner to provide a quality level of service and expand our goals in 2010.

I commend all the members of the St. John Police Department for their effort and work ethic in the challenges and successes of this past year. I am proud to serve with all members of the St. John Police Department and to serve for the citizens of St. John. I look forward to continued dedication, cooperation, and professionalism in 2010.

I thank the St. John Town Council and the St. John Metropolitan Police Commission for their continued cooperation and support offered to the St. John Police Department in light of some difficult decisions facing them this past year.

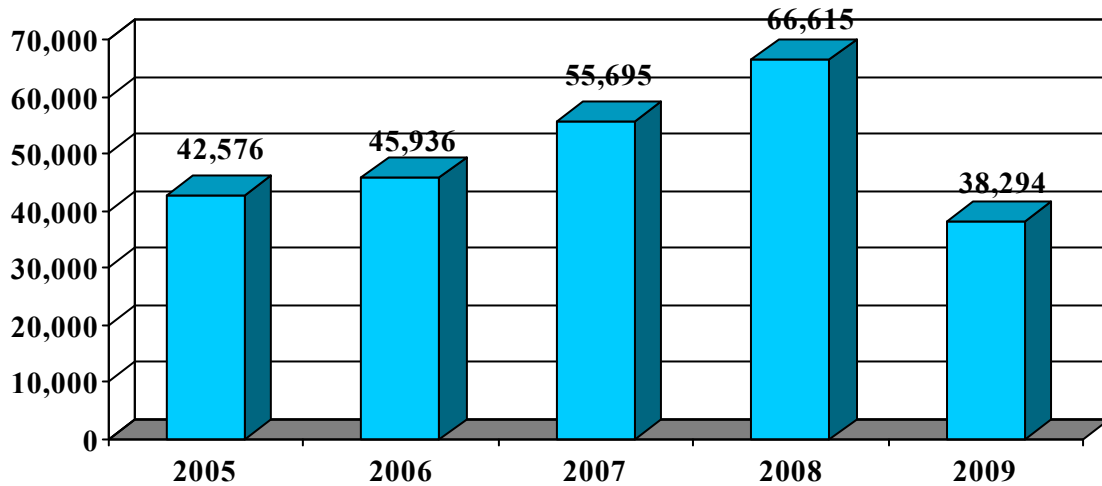
Sincerely,

Fred A. Frego
Chief of Police

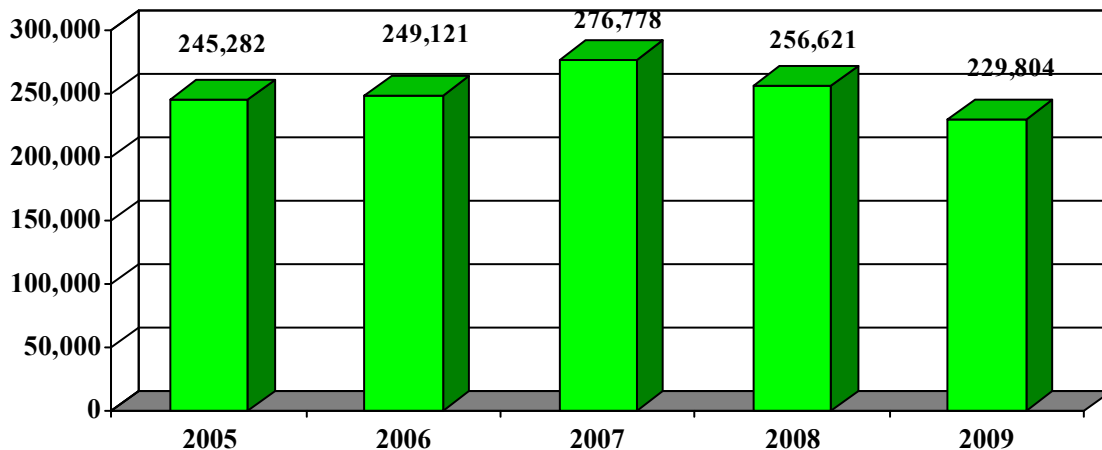
2009 YEAR END REPORT

TOTAL GAS COST / MILEAGE					
	2005	2006	2007	2008	2009
Total Gas Cost	\$42,576.10	\$45,936.39	\$55,695.95	\$66,615.02	\$38,294.64
Total Mileage	245,282	249,121	276,778	256,621	229,804

TOTAL GAS COST -- 2005 – 2009



TOTAL MILEAGE -- 2005 – 2009



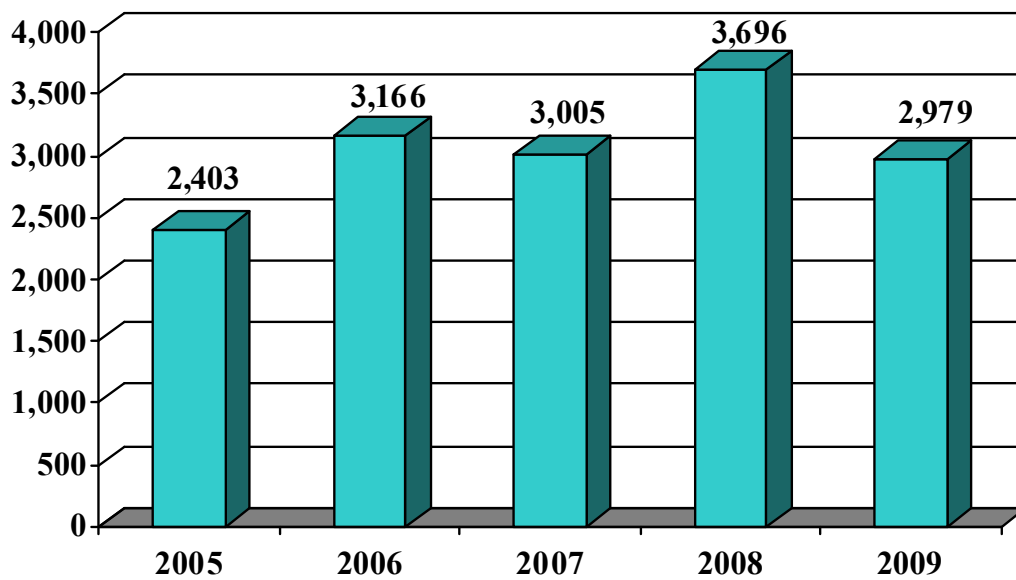
ST. JOHN POLICE DEPARTMENT DUTY MILEAGE / FUEL REPORT				
OFFICER	2009 MILES DRIVEN	2009 GALLONS OF FUEL	2009 FUEL COST	AVERAGE MILES PER GALLON
#1 - Frego, Chief F.	10,886	623.7	\$1,241.94	17.45
#6 - Chapranda, Commander F.	3,694	253.0	\$505.21	14.60
#7 - Fryzel, Commander M.	15,589	1,171.4	\$2,348.45	13.30
#5 - Kouder, Lieutenant R.	7,286	732.9	\$1,470.44	9.94
#2 - Johnsen, Sgt. B.	2,733	228.9	\$453.20	11.90
#14 - Dahlin, Corporal J.	7,661	709.3	\$1,385.72	10.80
#12 - Demeter, Corporal D.	9,780	808.7	\$1,611.95	12.09
#10 - Gardenhire, Corporal T.	9,187	835.3	\$1,727.25	10.99
#8 - Poston, Corporal D.	12,865	1,096.8	\$2,239.91	11.72
#11 - Turturillo, Corporal J.	8,420	769.1	\$1,519.28	10.94
#19 - Adams, Officer S.	15,592	1,458.6	\$2,908.47	10.68
#9 - Andersen, Officer E.	8,121	759.7	\$1,517.50	10.68
#15 - Flores, Officer S.	15,790	1,569.2	\$3,114.99	10.06
#17 - Moffitt, Officer M.	15,048	1,071.9	\$2,157.59	14.03
#20 - Oszust, Officer D.	10,175	921.2	\$1,869.53	11.04
#4 - Rudzinski, Officer S.	13,887	866.4	\$1,746.04	16.02
#18 - Schreiber, Officer L.	13,452	1,084.4	\$2,152.13	12.40
#13 - Sidenbender, Officer B.	11,095	1,010.3	\$2,047.30	10.98
#16 - Stamate, Officer N.	10,994	911.1	\$1,812.60	12.06
Squad #30	4,173	419.7	\$880.98	9.94
Squad #31	3,906	399.0	\$817.38	9.78
Squad #32	7,956	736.0	\$1,349.77	10.80
Squad #14 (Being Driven by various officers)	3,836	231.3	\$465.29	16.5
Unit T110	0	22.0	\$0.00	0.0
Unit T112	0	0.0	\$0.00	0.0
Unit T114 - Diesel	0	0.0	\$0.00	0.0
Command 100 - Diesel	0	0.0	\$0.00	0.0
ATV 1	203	8.5	\$15.74	23.88
ATV 2	117	6.0	\$11.16	19.50
AC#53 - Conaway, R.	7,358	462.1	\$924.83	15.92
YEAR 2009 TOTALS:	229,804	19,166.2	\$38,294.64	PATROL 12.11
YEAR 2008 TOTALS:	256,621	21,821.9	\$66,615.02	PATROL 11.75
YEAR 2007 TOTALS:	276,778	22,794.2	\$ 55,695.36	PATROL 12.20
YEAR 2006 TOTALS:	249,121	20,791.8	\$ 45,936.39	PATROL 12.20
YEAR 2005 TOTALS:	245,282	21,253.6	\$ 42,576.12	PATROL 11.10

TRAFFIC REPORT				
Officer	Year 2008 Tickets	Year 2009 Tickets	Year 2008 Warnings	Year 2009 Warnings
Cmdr. F. Chapranda	6	5	11	2
Cmdr. M. Fryzel	1	2	1	3
Lt. R. Kouder	45	44	0	13
Sgt. B. Johnsen	0	0	0	0
Cpl. J. Dahlin	103	48	17	7
Cpl. D. Demeter	262	205	94	48
Cpl. T. Gardenhire	129	65	31	4
Cpl. D. Poston	143	167	32	44
Cpl. J. Turturillo	67	48	25	15
Ofc. S. Adams	457	419	151	165
Ofc. E. Andersen	223	135	10	70
Ofc. S. Flores	347	255	130	78
Ofc. M. Moffitt	372	228	123	76
Ofc. D. Oszust	290	233	139	27
Ofc. S. Rudzinski	252	269	71	19
Ofc. L. Schreiber	260	237	79	83
Ofc. B. Sidenbender	282	135	10	22
Ofc. N. Stamate	260	232	40	49
R. Ofc. M. Bunnell	86	53	22	27
R. Ofc. R. Conaway	0	0	0	0
R. Ofc. R. Fialkowski	3	0	21	5
R. Ofc. J. Gembala	0	0	0	3
R. Ofc. T. Lozano (Quit in 2008)	1	0	1	0
R. Ofc. J. Mendez (Quit in 2009)	9	13	15	23
R. Ofc. J. O'Leary	0	1	4	1
R. Ofc. P. O'Neill	1	0	0	0
R. Ofc. J. Renz	0	0	0	0
R. Ofc. T. Smith	54	140	54	85
R. Ofc. M. Wolff	40	43	25	36
R. Ofc. C. Wroe	3	2	12	21
TOTAL:	3696	2979	1118	926
TOTAL AFTER SUBTRACTING HIGHLIGHTED NUMBERS:	3447	2676	952	707

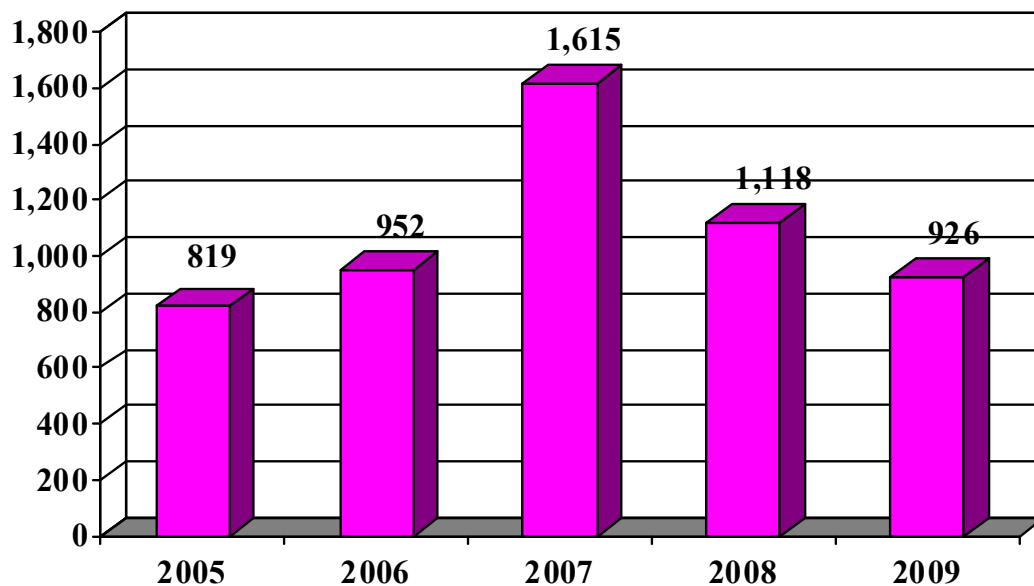
YEARLY AVERAGE PER FULL-TIME PATROL OFFICER		
[The numbers highlighted in yellow in the Traffic Report were deducted from the year-end totals and then divided by the number 14 (Year 2008) and the number 14 (Year 2009) to provide an average for full-time patrol officer.]		
	2008	2009
Tickets	246	191
Warnings	68	50

TOTAL VIOLATIONS / WARNINGS					
	2005	2006	2007	2008	2009
Traffic / Parking Violations	2403	3166	3005	3696	2979
Written Warnings	819	952	1615	1118	926

TRAFFIC / PARKING VIOLATIONS -- 2005 – 2009



WRITTEN WARNINGS -- 2005 – 2009



TRAFFIC CITATION TIME ANALYSIS – 01/01/2009 TO 12/31/2009

TRAFFIC WARNING TIME ANALYSIS – 01/01/2009 TO 12/31/2009

RACIAL PROFILING REPORT BY OFFICER AND DEMOGRAPHIC ANALYSIS OF PERSONS CITED 01/01/2009 TO 12/31/2009 (Total Persons Cited – Duty, Grant, Animal Control and Code Enforcement)								
Officer	Total # Persons Cited	Male	Female	Unk	Race / Age	Male	Female	Unk
Adams, S.	708	436	269	3	No Entry	64	37	3
					Black	21	9	0
					Indian	0	1	0
					White/Hispanic/La	20	11	0
					Multiracial	1	0	0
					Unknown	6	9	0
					White	324	202	0
					1 to 18	44	25	0
					19 to 25	125	60	0
					26 to 50	217	143	1
					51 and over	50	41	0
Unknown	0	0	2					
Andersen, E.	135	84	50	1	No Entry	8	6	1
					Black	1	1	0
					White/Hispanic/La	2	0	0
					Unknown	2	0	0
					White	71	43	0
					1 to 18	10	1	0
					19 to 25	7	11	0
					26 to 50	53	30	0
					51 and over	14	8	0
					Unknown	0	0	1
Bunnell, M.	53	40	13	0	Asian	1	0	0
					Black	0	1	0
					White/Hispanic/La	1	0	0
					White	38	12	0
					1 to 18	2	2	0
					19 to 25	22	5	0
					26 to 50	15	3	0
					51 and over	1	3	0
Chaprand, F.	5	3	2	.0	No Entry	0	1	0
					White	3	1	0
					1 to 18	1	0	0
					19 to 25	0	0	0
					26 to 50	2	2	0
					51 and over	0	0	0
Conaway, R.	60	28	32	0	No Entry	0	1	0

RACIAL PROFILING REPORT BY OFFICER AND DEMOGRAPHIC ANALYSIS OF PERSONS CITED 01/01/2009 TO 12/31/2009 (Total Persons Cited – Duty, Grant, Animal Control and Code Enforcement)								
Officer	Total # Persons Cited	Male	Female	Unk	Race / Age	Male	Female	Unk
Animal Control					Black	1	0	0
					White/Hispanic/La	2	3	0
					White	25	28	0
					19 to 25	0	1	0
					26 to 50	15	28	0
					51 and over	13	3	0
Dahlin, J.	50	32	18	0	No Entry	3	1	0
					White/Hispanic/La	6	2	0
					Unknown	1	0	0
					White	22	15	0
					1 to 18	7	1	0
					19 to 25	11	5	0
					26 to 50	11	12	0
					51 and over	3	0	0
Demeter, D.	205	129	71	5	No Entry	14	9	5
					Black	8	0	0
					Indian	1	0	0
					White/Hispanic/La	12	3	0
					Unknown	2	3	0
					White	92	56	0
					1 to 18	13	7	0
					19 to 25	40	20	0
					26 to 50	58	37	0
					51 and over	18	7	0
					Unknown	0	0	5
Fialkowski, R.	0	0	0	0		0	0	0
Flores, S.	3222	211	108	3	No Entry	16	6	3
					Asian	1	0	0
					Black	12	3	0
					White/Hispanic/La	37	4	0
					Unknown	11	5	0
					White	134	90	0
					1 to 18	25	16	0
					19 to 25	62	30	0
					26 to 50	109	52	0
					51 and over	14	10	0
Unknown	1	0	3					
Fryzel, M.	2	1	1	0	White	1	1	0
					26 to 50	1	0	0
					51 and over	0	1	0
Gardenhire, T.	75	50	25	0	No Entry	6	0	0

RACIAL PROFILING REPORT BY OFFICER AND DEMOGRAPHIC ANALYSIS OF PERSONS CITED 01/01/2009 TO 12/31/2009 (Total Persons Cited – Duty, Grant, Animal Control and Code Enforcement)								
Officer	Total # Persons Cited	Male	Female	Unk	Race / Age	Male	Female	Unk
					Asian	0	2	0
					Black	2	0	0
					White/Hispanic/La	5	0	0
					Unknown	1	0	0
					White	36	23	0
					1 to 18	7	7	0
					19 to 25	19	5	0
					26 to 50	18	9	0
					51 and over	6	4	0
Gembala, J.	0	0	0	0		0	0	0
Kouder, R.	49	9	4	36	No Entry	2	0	36
					Unknown	0	1	0
					White	7	3	0
					19 to 25	1	0	0
					26 to 50	7	3	0
					51 and over	1	1	0
					Unknown	0	0	36
Lozano, T.	1	0	1		White	0	1	0
					19 to 25	0	1	0
Mainwaring, J.	171	37	1	133	No Entry	0	0	133
					White	37	1	0
					19 to 25	3	0	0
					26 to 50	9	1	1
					51 and over	25	0	0
					Unknown	0	0	132
Mendez, J.	13	10	3	0	No Entry	2	0	0
					White	8	3	0
					1 to 18	4	2	0
					19 to 25	2	0	0
					26 to 50	4	1	0
					51 and over	0	0	0
Moffitt, M.	283	230	53	0	No Entry	15	6	0
					Black	13	3	0
					White/Hispanic/La	15	1	0

RACIAL PROFILING REPORT BY OFFICER AND DEMOGRAPHIC ANALYSIS OF PERSONS CITED 01/01/2009 TO 12/31/2009 (Total Persons Cited – Duty, Grant, Animal Control and Code Enforcement)								
Officer	Total # Persons Cited	Male	Female	Unk	Race / Age	Male	Female	Unk
					Unknown	3	1	0
					White	184	42	0
					1 to 18	28	3	0
					19 to 25	77	21	0
					26 to 50	113	27	0
					51 and over	12	2	0
O'Leary, J.	1	1	0	0	White/Hispanic/La	1	0	0
					1 to 18	1	0	0
O'Neill, P.	0	0	0	0		0	0	0
Oszust, D.	236	168	67	1	No Entry	13	9	1
					Asian	0	1	0
					Black	9	3	0
					Indian	2	0	0
					White/Hispanic/La	19	1	0
					Unknown	1	0	0
					White	124	53	0
					1 to 18	25	6	0
					19 to 25	65	18	0
					26 to 50	66	39	0
					51 and over	12	4	0
					Unknown	0	0	1
Poston, D.	169	91	77	1	No Entry	4	7	1
					White/Hispanic/La	5	2	0
					White	82	68	0
					1 to 18	12	5	0
					19 to 25	19	17	0
					26 to 50	51	40	0
					51 and over	9	15	0
					Unknown	0	0	1
Rudzinski, S.	294	203	89	2	No Entry	20	15	2
					Black	6	9	0
					White/Hispanic/La	14	3	0
					Unknown	15	3	0

RACIAL PROFILING REPORT BY OFFICER AND DEMOGRAPHIC ANALYSIS OF PERSONS CITED 01/01/2009 TO 12/31/2009 (Total Persons Cited – Duty, Grant, Animal Control and Code Enforcement)								
Officer	Total # Persons Cited	Male	Female	Unk	Race / Age	Male	Female	Unk
					White	148	59	0
					1 to 18	22	8	0
					19 to 25	58	18	0
					26 to 50	98	52	0
					51 and over	25	11	0
					Unknown	0	0	2
Schreiber, L.	239	140	98	1	No Entry	12	5	1
					Black	9	0	0
					White/Hispanic/La	4	3	0
					Unknown	1	2	0
					White	114	88	0
					1 to 18	23	20	0
					19 to 25	35	18	0
					26 to 50	71	52	0
					51 and over	11	8	0
					Unknown	0	0	1
Sidenbender, B.	135	89	45	1	No Entry	8	2	1
					Asian	1	1	0
					Black	2	2	0
					White/Hispanic/La	2	1	0
					Unknown	0	1	0
					White	76	38	0
					1 to 18	3	1	0
					19 to 25	19	7	0
					26 to 50	46	25	0
					51 and over	20	12	0
					Unknown	1	0	1
Smith, T.	140	97	41	2	No Entry	8	4	2
					Black	2	1	0
					White/Hispanic/La	6	1	0
					White	81	35	0
					1 to 18	18	9	0
					19 to 25	33	6	0
					26 to 50	38	19	0
					51 and over	8	7	0
					Unknown	0	0	2
Stamate, N.	233	153	79	1	No Entry	24	8	1
					Black	7	4	0
					White/Hispanic/La	21	8	0
					Unknown	1	3	0
					White	100	56	0

RACIAL PROFILING REPORT BY OFFICER AND DEMOGRAPHIC ANALYSIS OF PERSONS CITED 01/01/2009 TO 12/31/2009 (Total Persons Cited – Duty, Grant, Animal Control and Code Enforcement)								
Officer	Total # Persons Cited	Male	Female	Unk	Race / Age	Male	Female	Unk
					1 to 18	16	13	0
					19 to 25	51	23	1
					26 to 50	79	40	0
					51 and over	7	3	0
Turturillo, J.	51	34	16	1	No Entry	8	1	1
					Black	0	1	0
					White/Hispanic/La	1	0	0
					Unknown	0	1	0
					White	25	13	0
					1 to 18	5	2	0
					19 to 25	7	4	0
					26 to 50	17	9	0
					51 and over	5	1	0
					Unknown	0	0	1
Wolff, M.	43	36	7	0	No Entry	1	1	0
					Asian	1	0	0
					White/Hispanic/La	1	0	0
					White	33	6	0
					1 to 18	3	3	0
					19 to 25	17	3	0
					26 to 50	14	0	0
					51 and over	2	1	0
Wroe, C.	2	2	0	0	No Entry	2	0	0

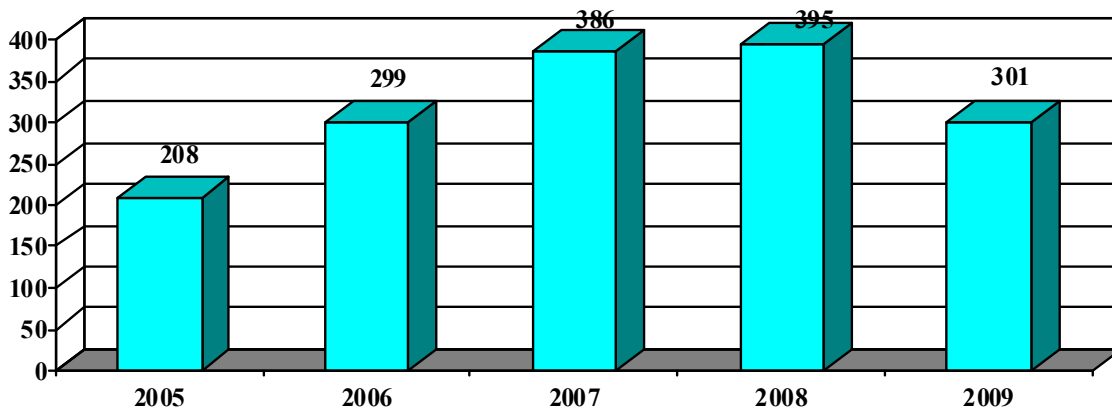
DEMOGRAPHIC ANALYSIS OF PERSONS CITED												
01/01/2009 TO 12/31/2009												
Total Persons Cited (Duty, Grant, Animal Control and Code Enforcement):										3674		
Male: 2313				Female: 1170				Unknown: 191				
Race:				Male		Female		Unknown				
No Entry				228		119		191				
Asian				4		4		0				
Black				93		37		0				
Indian				3		1		0				
White / Hispanic / Latin				174		43		0				
Multiracial				1		0		0				
Unknown				44		29		0				
White				1766		937		0				
Marital Status:				Male		Female		Unknown				
No Entry				1602		1038		191				
Divorced				61		12		0				
Engaged				4		2		0				
Married				106		30		0				
Not Married				1		0		0				
Separated				5		3		0				
Single				509		83		0				
Unknown				26		1		0				
Widowed				5		1		0				
AGE	MALE	FEMALE	UNK	AGE	MALE	FEMALE	UNK	AGE	MALE	FEMALE	UNK	
13	0	0	0	14	2	6	0	15	3	7	0	
16	46	26	0	17	91	30	0	18	126	62	0	
19	146	39	1	20	89	37	0	21	109	46	0	
22	75	32	0	23	93	39	0	24	79	44	0	
25	82	35	0	26	72	41	0	27	66	18	0	
28	53	27	0	29	60	22	0	30	63	36	0	
31	35	26	1	32	47	39	0	33	42	14	0	
34	34	30	0	35	33	34	0	36	34	29	0	
37	51	29	0	38	50	37	0	39	51	24	0	
40	38	19	0	41	46	23	0	42	40	19	0	
43	53	21	0	44	33	14	0	45	43	24	0	
46	40	26	0	47	45	20	0	48	29	16	0	
49	30	16	0	50	24	21	0	51	28	16	0	
52	29	7	0	53	16	12	0	54	21	9	0	
55	19	14	0	56	15	11	0	57	10	13	0	
58	10	4	0	59	36	6	0	60	10	8	0	
61	11	9	0	62	10	13	0	63	6	4	0	
64	1	1	0	65	4	2	0	66	6	0	0	
67	3	3	0	68	4	2	0	69	1	0	0	

AGE	MALE	FEMALE	UNK
70	2	0	0
73	2	1	0
76	0	0	0
79	0	0	0
82	2	0	0

AGE	MALE	FEMALE	UNK
71	1	0	0
74	2	0	0
77	1	2	0
80	1	0	0
83	1	0	0

AGE	MALE	FEMALE	UNK
72	2	0	0
75	1	2	0
78	3	1	0
81	0	2	0
No DOB	2	0	188

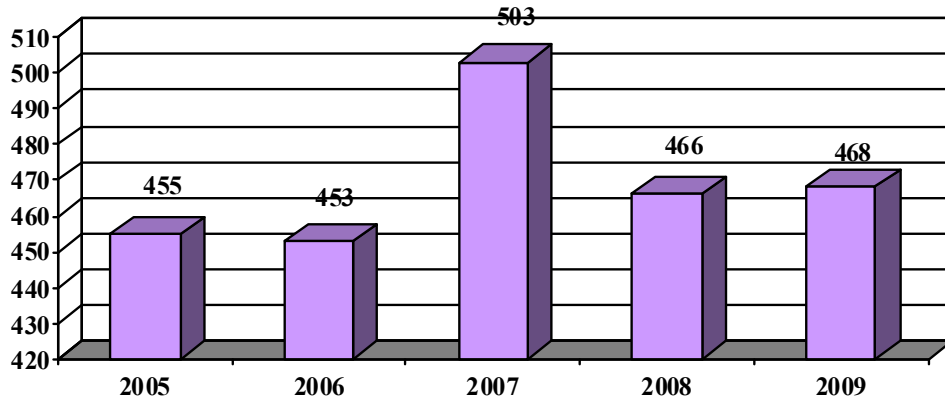
TOTAL ADULT ARREST RECORD					
	2005	2006	2007	2008	2009
Misdemeanor / Felony Arrests	208	299	386	395	301



TOTAL ADULT OFFICER ARRESTS		
OFFICER	2008	2009
Commander F. Chapranda	0	0
Commander M. Fryzel	0	0
Lt. R. Kouder	2	1
Sgt. B. Johnsen	0	0
Cpl. J. Dahlin	15	10
Cpl. D. Demeter	21	14
Cpl. T. Gardenhire	2	8
Ofc. D. Poston	5	7
Cpl. J. Turturillo	10	5
Ofc. S. Adams	21	29
Ofc. E. Andersen	2	1
Ofc. S. Flores	65	62
Ofc. M. Moffitt	117	69
Ofc. D. Oszust	33	24
Ofc. S. Rudzinski	22	16
Ofc. L. Schreiber	19	11
Ofc. B. Sidenbender	7	8
Ofc. N. Stamate	34	20
Reserve Ofc. M. Bunnell	5	6
Reserve Ofc. R. Conaway	0	0
Reserve Ofc. R. Fialkowski	1	0
Reserve Ofc. J. Gembala	0	0
Reserve Ofc. J. Mendez	4	1
Reserve Ofc. J. O'Leary	0	0
Reserve Ofc. P. O'Neill	0	0
Reserve Ofc. J. Renz	0	0
Reserve Ofc. T. Smith	3	2
Reserve Ofc. M. Wolff	6	7
Reserve Ofc. C. Wroe	1	0
TOTAL ADULT ARRESTS	395	301

REPORTED CRIMES BY TYPE					
YEARS 2005 – 2009					
TYPE OF CRIME	2005	2006	2007	2008	2009
Alcohol Offenses / Minor Consumption	17	22	16	12	7
Arson	0	0	2	1	0
Arson – Attempted	0	0	0	0	0
Auto Theft	10	11	11	3	9
Auto Theft – Attempted	23	4	1	0	4
Battery	19	16	18	23	21
Burglary	8	10	12	17	11
Burglary – Attempted	0	1	1	1	1
Child Abuse / Neglect	2	6	3	1	2
Child Molesting	1	0	1	0	0
Computer Tampering	-	-	1	0	0
Criminal Mischief	111	131	108	113	101
Criminal Recklessness	18	7	3	2	1
Disorderly Conduct	2	3	4	4	6
Domestic Battery / Violence	7	8	41	39	46
Drugs / Controlled Substance Problem	15	26	28	28	27
Forgery	4	0	0	0	0
Fraud / Identity Theft / Check Deception	29	21	26	18	19
Harassment / Harassment TX	55	41	43	37	31
Homicide	0	1	0	0	0
Intimidation	19	9	20	16	14
Invasion of Privacy	0	4	3	9	2
Public Indecency	2	2	0	2	0
Public Intoxication	6	0	12	5	10
Rape	0	1	0	0	0
Resisting Law Enforcement	1	2	6	6	8
Robbery	2	0	1	2	1
Sexual Battery	1	0	0	2	1
Sexual Offense	3	1	2	2	1
Suicide	1	0	0	1	0
Suicide – Attempted	5	3	0	5	0
Theft (Conversion)	79	98	120	103	110
Theft – Attempted	5	2	5	3	3
Trespassing	9	22	14	10	15
Weapon Offense	1	1	1	1	7
TOTALS	455 Down ↓ 9% over 2004	453 No Change over 2005	503 Up ↑ 11% over 2006	466 Down ↓ 8% over 2007	468 No Change over 2008

TOTAL REPORTED CRIMES -- 2005 – 2009



YEAR 2009 TOTAL INCIDENTS BY TYPE	
CLASSIFICATION	TOTAL NUMBER
911 Hang-up	48
911 Hang-up with Open Line	10
Abandoned Vehicle	23
Agency Assist	249
Alarm	645
Alcohol Offense	7
Ambulance Call	465
Animal Problem	389
Arson	0
Assault	1
Assault with Firearm	0
Assault with a Knife	0
Assist Motorist	76
Attempt Theft Vehicle	4
Attempt to Locate	1
Attempted Burglary	2
Attempted Rape	0
Bad Check	0
Battery	21
Bomb Threat/Attack	0
Bribery	0
Burglary - COLD	11
Burglary - Attempt	1
Business License Problem	0
Child Abuse or Neglect	2
Child Seat Inspection	47
Citizen Assist	90

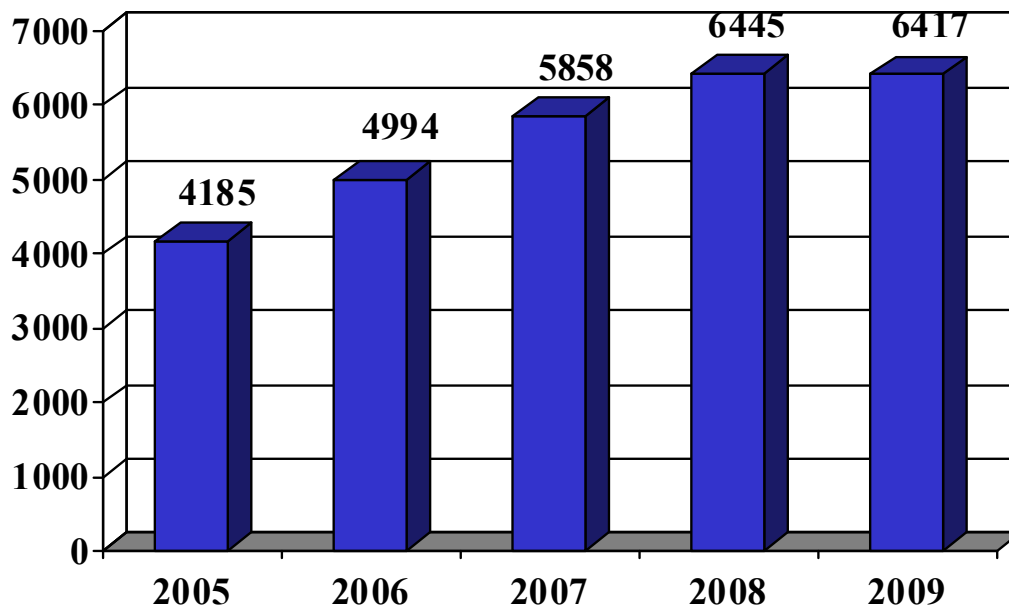
YEAR 2009 TOTAL INCIDENTS BY TYPE	
CLASSIFICATION	TOTAL NUMBER
Citizen Dispute	9
Civil Matter	52
Commitment - Emergency	1
Computer Tampering	0
Conversion	4
Criminal Mischief	101
Criminal Recklessness	1
Crossing Guard Detail	6
Curfew	0
Custodial Interference	6
Damage Property	2
Dead Body	5
Deliver Message	11
Depriving Owner of Vehicle	0
Disabled Vehicle	90
Disaster	0
Disorderly Conduct	6
Disturbance	35
Dog Bite	8
Domestic Battery w/o Weapon	3
Domestic Disturbance	42
Domestic w/Weapon	1
Drive Off	0
Driving Complaint	175
Drowning	0
Drugs /Controlled Substance Problem	27
DUI	86
Embezzlement	0
Employee Injury	0
Escort	262
Explosives	0
Extra Patrol	11
Fail to Reg Sex Offender	0
False Report	4
Family Disturbance	30
Fatal Accident	0
Fight	6
Fingerprint	56
Fire Dispatch	91
Fire Vehicle – Car Fire	3
Firearms Permit Application	162
Fireworks	28
Forgery	0

YEAR 2009 TOTAL INCIDENTS BY TYPE	
CLASSIFICATION	TOTAL NUMBER
Found Property	21
Fraud	19
Funeral Escort	63
Gambling	0
Harassment	3
Harassing Communications	28
Hazmat – Haz. Mat. Spill	0
Hit & Run Accident	14
Homicide	0
Hunting Complaint	0
Illegal Burning	0
Illegal Dumping	3
Industrial Accident	0
Information	296
Injured Person	0
Intimidation	14
Intoxication	10
Invasion of Privacy	2
Juvenile Molestation	0
Juvenile Problem	162
K9 Usage	26
Kidnapping	0
Littering	0
Loitering	0
Lost or Stolen Property	15
Loud Music / Party	41
Man With Gun	0
Medical Emergency	1
Mental	2
Military – AWOL	0
Miscellaneous	16
Missing Person	3
Non-Sufficient Funds Check	0
Off Road Vehicle	58
Open Burning	11
Ordinance Violation	70
Overdose	0
Panhandling	2
Parking Problem	22
PD Accident	337
PI Accident	45
Pornography	0
Probation Violation	0

YEAR 2009 TOTAL INCIDENTS BY TYPE	
CLASSIFICATION	TOTAL NUMBER
Property Damage	42
Prostitution	0
Protection Order Violation	0
Prowler	0
Public Indecency	0
Railroad Problem	1
Rape	0
Reckless Driving	55
Recovered Stolen Property	3
Recovered Stolen Vehicle	0
Repossession	10
Resisting / Interfering with Officer	8
Riot	0
Road Blockage	4
Robbery	1
Runaway Juvenile	7
Search Warrant	0
Sex Offense	1
Sexual Battery	1
Shots Fired	9
Simple Assault	1
Soliciting	38
Stabbing	0
Structure Fire	0
Suicide	0
Suicide Attempt	0
Suspicious Incident	165
Suspicious Person	156
Suspicious Vehicle	287
Theft	63
Theft – Attempt	3
Theft from Vehicle	53
Theft Vehicle Other – Tractor, Bobcat, Trailers, Etc.	2
Theft – Automobile	6
Theft – Motorcycle	1
Theft – Truck / Bus	0
Theft – Vehicle Parts	0
Threatening	17
Traffic Hazard	74
Traffic Offense	128
Trespassing	15
Unauthorized Control	1

YEAR 2009 TOTAL INCIDENTS BY TYPE	
CLASSIFICATION	TOTAL NUMBER
Unsecure Premise	44
Unwanted Party	9
Utility Problem	19
Vacation Check - Extra Patrol	50
Vandalism	3
Vehicle Lockout	35
Vehicle Pursuit	1
Vicious Animal	4
VIN Inspection	172
Visiting A Common Nuisance	0
Warrant Served	42
Weapon Discharge	0
Weapon Offense	7
Welfare Check	179
TOTALS:	6,417

TOTAL INCIDENTS – 2005 – 2009



TOTAL TRAFFIC CRASHES -- 2005 – 2009					
	2005*	2006	2007	2008	2009
Total Number of Crashes	326	209	209	247	215
Total Number With Injuries	43	52	53	61	46
Total Number of Fatalities	0	0	0	1	0

* Years 2006, 2007, 2008 and 2009 indicate accidents wherein a State Crash Report was filed. These years' numbers do not include any Property Damage Accidents with damage under \$1000.00. Year 2005 indicates all traffic accidents, both accidents with State Crash Reports being filed, as well as all PD Accidents with damage under \$1000.00.

TOTAL TOWS PER TOW FIRM	2005	2006	2007	2008	2009
Dave's Towing (Heavy Wrecker)	5	0	0	0	0
Emerald Towing (Heavy Wrecker)	6	0	0	1	0
Kubiak's Towing	85	91	112	115	122
St. John Auto	97	112	142	150	131
Stan's Towing	145	218	251	178	146
TOTAL NUMBER OF TOWS PER YEAR:	338	421	505	444	399

ANNUAL TRAINING REPORT – YEAR 2009		
OFFICER	RANK	TOTAL HOURS OF TRAINING
Frego, Fred A.	Chief	97.0
Chapranda, Frank M.	Commander	52.0
Fryzel, Michael S.	Commander	30.5
Kouder, Richard K.	Lieutenant	29.0
Johnsen, Bernard J.	Sergeant	29.0
Dahlin, Jay L.	Corporal	73.0
Demeter, David J.	Corporal	68.0
Gardenhire, Timothy R.	Corporal	119.0
Poston, Dale W.	Corporal	42.0
Turturillo, James	Corporal	50.0
Adams, Shane L.	Officer	52.5
Andersen, Eric J.	Officer	78.0
Flores, Steven	Officer	71.0
Moffitt, Michael D.	Officer	24.0
Oszust, David M.	Officer	70.5
Rudzinski, Steven L.	Officer	56.0
Schreiber, Luke M.	Officer	45.0
Sidenbender, Brett J.	Officer	53.0
Stamate, Nicholas M.	Officer	30.5
Bunnell, Michael R.	Reserve Officer	8.0
Conaway, Richard H.	Reserve Officer	2.5
Fialkowski, Richard L.	Reserve Officer	8.0
Gembala, Jeffrey D.	Reserve Officer	2.5
Mendez, Jose III	Reserve Officer	8.0
O'Leary, Joseph W.	Reserve Officer	10.5
O'Neill, Patrick J.	Reserve Officer	8.0
Renz, Joseph A.	Reserve Officer	2.5
Smith, Timothy A.	Reserve Officer	0.0
Wolff, Mathew A.	Reserve Officer	0.0
Case, Linda	Dispatcher	28.0
Kolodziej, Joan M.	Administrative Assistant	8.0
Luketic, Beth A.	Dispatcher	5.5
Macak, Pamela F.	Dispatcher	12.0
Rudzinski, Donna	Dispatcher	40.0
Wroe, Clifford	Dispatcher	9.0
Cooper, Krista	Dispatcher – Part-time	0.0

ANNUAL TRAINING REPORT – YEAR 2009		
OFFICER	RANK	TOTAL HOURS OF TRAINING
TOTAL HOURS OF TRAINING FOR YEAR 2009:		1,222.5