



# **ST. JOHN POLICE DEPARTMENT**



## **2010 YEAR END REPORT**

**By: Fred A. Frego  
Chief of Police**



# 2010 YEAR END REPORT TABLE OF CONTENTS 5-YEAR COMPARISON 2006-2010

Message from the Chief . . .

1.	Total Gas Cost / Mileage – 2006 / 2010 .....	1
2.	Duty Mileage / Fuel Report .....	2
3.	Traffic Report by Officer – Tickets / Warnings – 2009 / 2010 .....	3
4.	Yearly Average per Full-Time Patrol Officer – Tickets / Warnings .....	3
5.	Total Violations – Traffic / Parking / Warnings – 2006 / 2010 .....	4
6.	Traffic / Parking Violations – 2006 / 2010 Graph .....	4
7.	Written Warnings – 2006 / 2010 Graph .....	4
8.	Traffic Citation Time Analysis – 20109 .....	5
9.	Traffic Warning Time Analysis – 2010 .....	6
10.	Racial Profiling Report by Officer and Demographic Analysis of Persons Cited – 01/01/2010 to 12/31/2010 .....	7-14
11.	Total Adult Arrest Record – Misdemeanor & Felony – 2006 / 2010 .....	14
12.	Total Adult Officer Arrests – 2009 / 2010 .....	15
13.	Reported Crimes by Type – 2006 / 2010 .....	16
14.	Total Reported Crimes – 2006 – 2010 Graph .....	17
15.	Total Incidents By Classifications – 2010 .....	17-21
16.	Total Incidents – 2006 / 2010 Graph .....	21
17.	Total Traffic Crashes – 2006 / 2007 / 2008 / 2009 / 2010 .....	22
18.	Total Tows Per Tow Firm – 2006 / 2007 / 2008 / 2009 / 2010 .....	22
19.	Annual Training Report By Officer for Year 2010 .....	23

February 11, 2011

Message from the Chief . . .

President, and members of the Town Council, I am pleased to present to you the 2010 Year End Report of the St. John Police Department. This report highlights and enumerates the activity and accomplishments achieved in 2010.

The Year 2010 reflected an increase in crime. The current economic climate directly affected this increase in my opinion. This increase is specifically attributed to two (2) categories, which are: Property Crimes and Identity Theft. The crime rate decreased in the following categories: Burglary and Battery.

I am proud to state that every officer of this Department continues to work diligently and professionally at controlling and curtailing crime, as well as serving the needs of the citizens of St. John. I am confident that every member of the St. John Police Department will continue in 2011 to exhibit the highest standards we have always maintained.

Though we continued to face some financial challenges, overall we have maintained a balanced budget without having to curtail services. Through the receipt of a Federal Technology Grant, we were enabled to upgrade computer and internet technology. We were also able to upgrade our communication network with the purchase of mobile and portable radios.

I look forward to continue serving with a group of well trained, hard working professional officers and employees of the St. John Police Department. It is my continuing pleasure to lead and serve with this great group of individuals.

I thank you, Members of the St. John Town Council, and the members of the St. John Metropolitan Police Commission, for your cooperation and dedication and service to the Town of St. John. I look forward to a promising future, as well as the challenges in 2011.

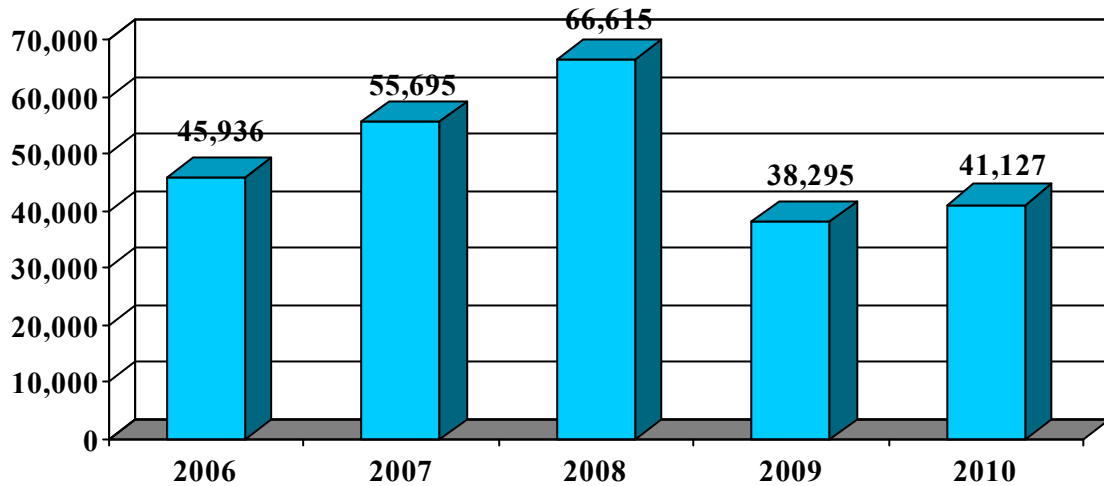
Sincerely,

Fred A. Frego  
Chief of Police

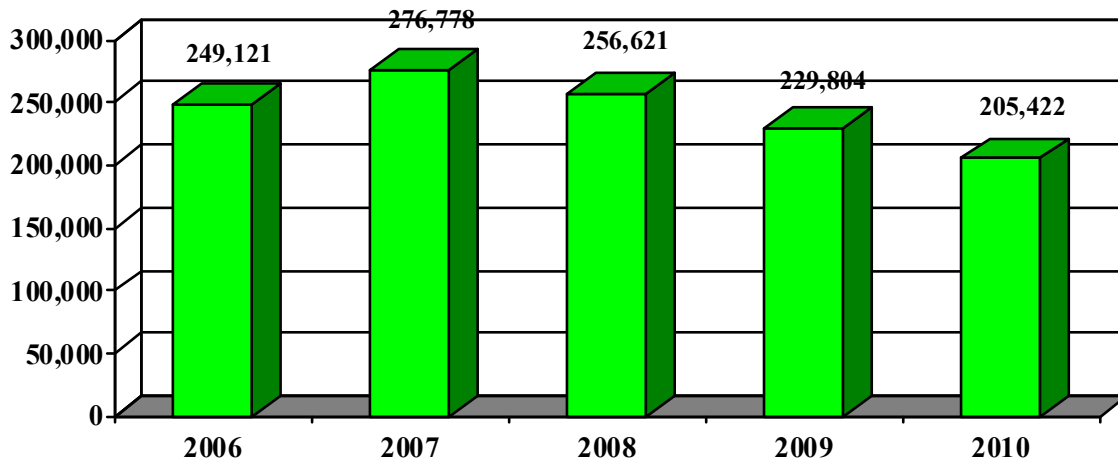
**2010 YEAR END REPORT**

<b>TOTAL GAS COST / MILEAGE</b>					
	<b>2006</b>	<b>2007</b>	<b>2008</b>	<b>2009</b>	<b>2010</b>
Total Gas Cost	\$45,936.39	\$55,695.95	\$66,615.02	\$38,294.64	\$41,127.50
Total Mileage	249,121	276,778	256,621	229,804	205,422

**TOTAL GAS COST -- 2006 – 2010**



**TOTAL MILEAGE -- 2006 – 2010**



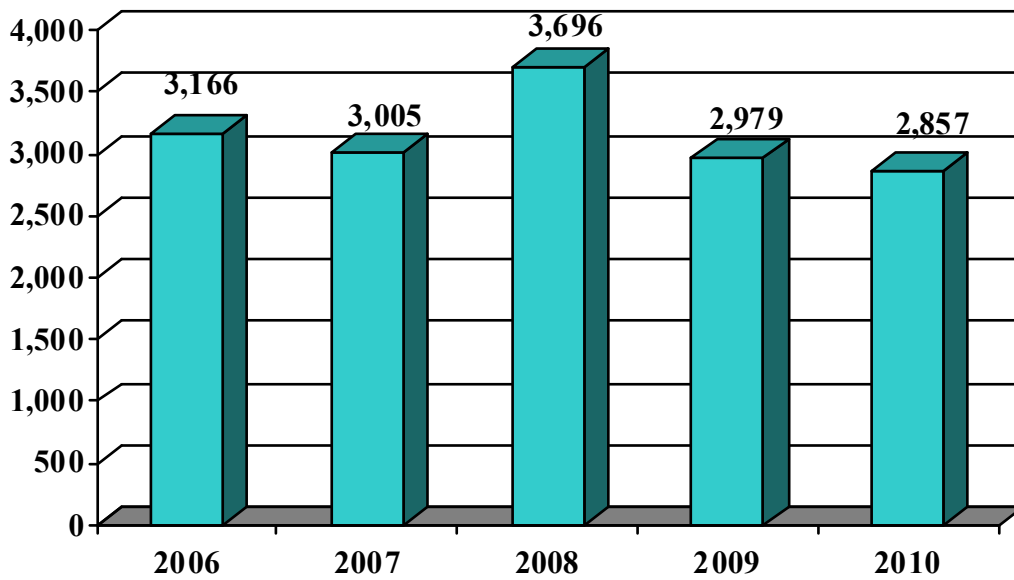
<b>ST. JOHN POLICE DEPARTMENT DUTY MILEAGE / FUEL REPORT</b>				
<b>OFFICER</b>	<b>2010 MILES DRIVEN</b>	<b>2010 GALLONS OF FUEL</b>	<b>2010 FUEL COST</b>	<b>AVERAGE MILES PER GALLON</b>
#1 - Frego, Chief F.	9,724	583.4	\$1,302.38	16.67
#6 - Chapranda, Asst. Chief F.	3,282	405.4	\$902.04	8.10
#5 - Kouder, Lieutenant R.	6,520	815.3	\$1,815.76	8.00
#7 - Fryzel, Sgt. M.	12,469	1,055.6	\$2,346.44	11.82
#2 - Johnsen, Sgt. B.	2,610	309.3	\$688.27	8.44
#14 - Dahlin, Corporal J.	9,562	857.8	\$1,914.06	11.15
#12 - Demeter, Corporal D.	11,304	864.4	\$1,926.89	13.08
#10 - Gardenhire, Corporal T.	8,915	890.9	\$1,983.02	10.00
#8 - Poston, Corporal D.	12,564	1,072.9	\$2,398.23	11.71
#11 - Turturillo, Corporal J.	6,329	383.6	\$849.80	16.50
#19 - Adams, Officer S.	15,333	1,454.7	\$3,242.83	10.54
#9 - Andersen, Officer E.	7,875	758.7	\$1,694.08	10.38
#15 - Flores, Officer S.	11,076	1,163.4	\$2,595.23	9.52
#17 - Moffitt, Officer M.	9,159	884.2	\$1,966.32	10.36
#20 - Oszust, Officer D.	8,255	777.7	\$1,733.84	10.62
#4 - Rudzinski, Officer S.	11,913	871.7	\$1,946.58	13.67
#18 - Schreiber, Officer L.	13,150	1,059.9	\$2,365.30	12.41
#13 - Sidenbender, Officer B.	10,542	1,067.0	\$2,375.17	9.88
#16 - Stamate, Officer N.	10,087	893.6	\$1,992.81	11.29
Squad #30	4,328	408.6	\$916.20	10.60
Squad #31	562	58.0	\$132.87	9.69
Squad #32	4,781	454.8	\$1,014.13	10.52
Squad #19 (Being driven by various officers)	7,740	739.9	\$1,650.37	10.46
Squad #40 (Being driven by various officers)	1,738	144.5	\$328.13	12.03
Unit T110	394	58.2	\$133.11	6.77
Unit T112	0	0.0	\$0.00	0.00
Unit T114 - Diesel	0	0.0	\$0.00	0.00
Command 100 - Diesel	54	16.6	\$33.68	3.26
ATV 1	231	11.2	\$24.70	21.00
ATV 2	213	11.4	\$25.34	18.69
AC#53 - Conaway, R.	4,712	372.0	\$829.92	12.67
<b>YEAR 2010 TOTALS:</b>	<b>205,422</b>	<b>18,444.6</b>	<b>\$41,127.50</b>	<b>PATROL 11.15</b>
<b>YEAR 2009 TOTALS:</b>	<b>229,804</b>	<b>19,166.2</b>	<b>\$38,294.64</b>	<b>PATROL 12.11</b>
<b>YEAR 2008 TOTALS:</b>	<b>256,621</b>	<b>21,821.9</b>	<b>\$66,615.02</b>	<b>PATROL 11.75</b>
<b>YEAR 2007 TOTALS:</b>	<b>276,778</b>	<b>22,794.2</b>	<b>\$ 55,695.36</b>	<b>PATROL 12.20</b>
<b>YEAR 2006 TOTALS:</b>	<b>249,121</b>	<b>20,791.8</b>	<b>\$ 45,936.39</b>	<b>PATROL 12.20</b>

<b>TRAFFIC REPORT</b>				
<b>Officer</b>	<b>Year 2010 Tickets</b>	<b>Year 2009 Tickets</b>	<b>Year 2010 Warnings</b>	<b>Year 2009 Warnings</b>
Asst. Chief F. Chapranda	2	5	3	2
Lt. R. Kouder	3	44	3	13
Sgt. M. Fryzel	19	2	8	3
Sgt. B. Johnsen	0	0	0	0
Cpl. J. Dahlin	158	48	13	7
Cpl. D. Demeter	169	205	62	48
Cpl. T. Gardenhire	83	65	32	4
Cpl. D. Poston	102	167	19	44
Cpl. J. Turturillo	9	48	1	15
Ofc. S. Adams	487	419	104	165
Ofc. E. Andersen	230	135	31	70
Ofc. S. Flores	256	255	66	78
Ofc. M. Moffitt	276	228	97	76
Ofc. D. Oszust	142	233	26	27
Ofc. S. Rudzinski	237	269	0	19
Ofc. L. Schreiber	220	237	59	83
Ofc. B. Sidenbender	128	135	10	22
Ofc. N. Stamate	252	232	32	49
R. Ofc. M. Bunnell	28	53	25	27
R. Ofc. R. Conaway	0	0	0	0
R. Ofc. R. Fialkowski	0	0	0	5
R. Ofc. J. Gembala	0	0	0	3
R. Ofc. J. Mendez (Quit in 2009)	0	13	0	23
R. Ofc. J. O'Leary	2	1	4	1
R. Ofc. P. O'Neill	0	0	0	0
R. Ofc. J. Renz	0	0	0	0
R. Ofc. T. Smith	38	140	49	85
R. Ofc. M. Wolff	16	43	12	36
R. Ofc. C. Wroe	0	2	0	21
<b>TOTAL:</b>	<b>2857</b>	<b>2979</b>	<b>656</b>	<b>926</b>
<b>TOTAL AFTER SUBTRACTING HIGHLIGHTED NUMBERS:</b>	<b>2749</b>	<b>2676</b>	<b>552</b>	<b>707</b>

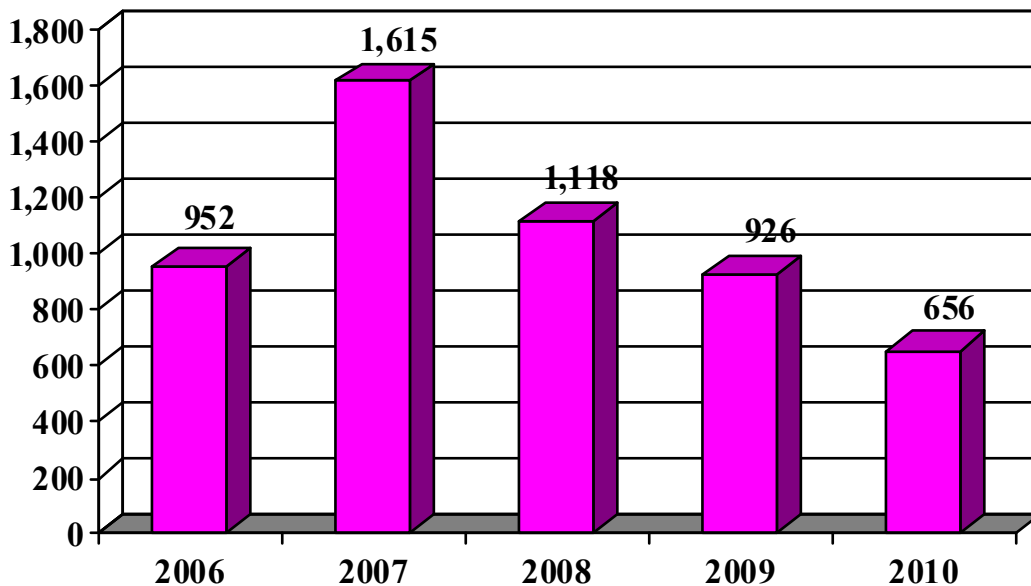
<b>YEARLY AVERAGE PER FULL-TIME PATROL OFFICER</b>		
[The numbers highlighted in yellow in the Traffic Report were deducted from the year-end totals and then divided by the number 14 (Year 2009) and the number 14 (Year 2010) to provide an average for full-time patrol officer.]		
	2010	2009
Tickets	196	191
Warnings	39	50

<b>TOTAL VIOLATIONS / WARNINGS</b>					
	2006	2007	2008	2009	2010
Traffic / Parking Violations	3166	3005	3696	2979	2857
Written Warnings	952	1615	1118	926	656

**TRAFFIC / PARKING VIOLATIONS -- 2006 – 2010**



**WRITTEN WARNINGS -- 2006 – 2010**



**TRAFFIC CITATION TIME ANALYSIS – 01/01/2010 TO 12/31/2010**



**TRAFFIC WARNING TIME ANALYSIS – 01/01/2010 TO 12/31/2010**

<b>RACIAL PROFILING REPORT BY OFFICER  AND DEMOGRAPHIC ANALYSIS OF PERSONS CITED  01/01/2010 TO 12/31/2010  (Total Persons Cited – Duty, Grant, Animal Control and Code Enforcement)</b>								
Officer	Total # Persons Cited	Male	Female	Unk	Race / Age	Male	Female	Unk
Adams, S.	773	496	276	1	No Entry	62	60	1
					Asian	4	0	0
					Black	22	14	0
					Indian	0	2	0
					White/Hispanic/La	38	12	0
					Unknown	11	3	0
					White	359	185	0
					1 to 18	56	23	0
					19 to 25	113	52	0
					26 to 50	261	156	0
					51 and over	66	45	0
Unknown	0	0	1					
Andersen, E.	230	123	106	1	No Entry	15	17	1
					Black	0	2	0
					White/Hispanic/La	3	3	0
					Unknown	2	2	0
					White	103	82	0
					1 to 18	9	6	0
					19 to 25	16	13	0
					26 to 50	68	65	0
					51 and over	30	22	0
					Unknown	0	0	1
Bunnell, M.	28	26	2	0	No Entry	3	0	0
					Unknown	2	0	0
					White	21	2	0
					1 to 18	2	0	0
					19 to 25	10	1	0
					26 to 50	9	1	0
					51 and over	5	0	0
Chapranda, F.	2	2	0	0	No Entry	1	0	0
					White	1	0	0
					1 to 18	1	0	0
					19 to 25	1	0	0
					26 to 50	0	0	0
					51 and over	0	0	0
Conaway, R.	40	22	18	0	No Entry	1	0	0

<b>RACIAL PROFILING REPORT BY OFFICER AND DEMOGRAPHIC ANALYSIS OF PERSONS CITED 01/01/2010 TO 12/31/2010 (Total Persons Cited – Duty, Grant, Animal Control and Code Enforcement)</b>								
Officer	Total # Persons Cited	Male	Female	Unk	Race / Age	Male	Female	Unk
Animal Control					Black	0	2	0
					White/Hispanic/La	4	0	0
					Unknown	1	0	0
					White	16	16	0
					19 to 25	1	0	0
					26 to 50	17	17	0
					51 and over	4	1	0
Dahlin, J.	161	109	52	0	No Entry	7	5	0
					Asian	1	0	0
					Black	6	3	0
					Indian	1	0	0
					White/Hispanic/La	12	0	0
					Unknown	4	3	0
					White	78	41	0
					1 to 18	21	11	0
					19 to 25	36	15	0
					26 to 50	47	22	0
51 and over	5	4	0					
Demeter, D.	170	119	49	2	No Entry	9	5	2
					Asian	1	0	0
					Black	1	0	0
					White/Hispanic/La	18	2	0
					Unknown	1	1	0
					White	89	41	0
					1 to 18	19	4	0
					19 to 25	21	14	0
					26 to 50	68	28	0
					51 and over	11	3	0
Unknown	0	0	2					
Fialkowski, R.	0	0	0	0		0	0	0
Flores, S.	279	163	114	2	No Entry	21	16	2
					Black	9	1	0
					Indian	1	1	0
					White/Hispanic/La	17	6	0
					Unknown	6	6	0
					White	109	84	0
					1 to 18	26	9	0
					19 to 25	55	28	0
					26 to 50	67	58	0
					51 and over	15	19	0
Unknown	0	0	2					
Fryzel, M.	19	9	9	1	No Entry	1	2	1

<b>RACIAL PROFILING REPORT BY OFFICER                      AND DEMOGRAPHIC ANALYSIS OF PERSONS CITED                      01/01/2010 TO 12/31/2010                      (Total Persons Cited – Duty, Grant, Animal Control and Code Enforcement)</b>								
Officer	Total # Persons Cited	Male	Female	Unk	Race / Age	Male	Female	Unk
					White/Hispanic/La	2	0	0
					White	6	7	0
					19 to 25	2	3	1
					26 to 50	2	2	0
					51 and over	5	4	0
Gardenhire, T.	143	88	54	1	No Entry	12	6	1
					Asian	1	0	0
					Black	2	0	0
					White/Hispanic/La	7	2	0
					White	66	46	0
					1 to 18	8	2	0
					19 to 25	14	12	1
					26 to 50	55	32	0
					51 and over	11	8	0
Gembala, J.	0	0	0	0		0	0	0
Kouder, R.	3	0	0	3	No Entry	0	0	3
					Unknown	0	0	3
Mainwaring, J.	160	64	13	83	No Entry	3	0	83
					Black	3	0	0
					White/Hispanic/La	2	0	0
					White	56	13	0
					26 to 50	25	12	0
					51 and over	38	1	0
					Unknown	1	0	83
Moffitt, M.	336	264	71	1	No Entry	22	11	1
					Asian	1	0	0
					Black	12	0	0
					Indian	1	0	0
					White/Hispanic/La	27	0	0
					Unknown	4	4	0
					White	197	56	0
					1 to 18	28	9	0
					19 to 25	87	20	0
					26 to 50	132	31	0
					51 and over	17	11	0
					Unknown	0	0	1
O'Leary, J.	2	1	1	0	White	1	1	0
					1 to 18	1	0	0
					19 to 25	0	1	0

<b>RACIAL PROFILING REPORT BY OFFICER  AND DEMOGRAPHIC ANALYSIS OF PERSONS CITED  01/01/2010 TO 12/31/2010  (Total Persons Cited – Duty, Grant, Animal Control and Code Enforcement)</b>								
Officer	Total # Persons Cited	Male	Female	Unk	Race / Age	Male	Female	Unk
O'Neill, P.	0	0	0	0		0	0	0
Oszust, D.	145	94	51	0	No Entry	14	7	0
					Black	3	5	0
					White/Hispanic/La	10	2	0
					Multiracial	0	1	0
					India Native	2	0	0
					Unknown	0	1	0
					White	65	35	0
					1 to 18	12	3	0
					19 to 25	28	23	0
					26 to 50	46	17	0
51 and over	8	8	0					
Poston, D.	102	61	40	1	No Entry	3	4	1
					Black	1	1	0
					White/Hispanic/La	6	2	0
					Unknown	0	1	0
					White	51	32	0
					1 to 18	8	3	0
					19 to 25	18	13	0
					26 to 50	30	22	0
					51 and over	5	2	0
					Unknown	0	0	1
Rudzinski, S.	239	138	101	0	No Entry	17	5	0
					Black	4	2	0
					White/Hispanic/La	17	6	0
					White	100	88	0
					1 to 18	17	9	0
					19 to 25	50	22	0
					26 to 50	54	53	0
					51 and over	17	17	0
Schreiber, L.	221	139	81	1	No Entry	14	16	1
					Black	9	4	0
					White/Hispanic/La	6	5	0
					Multiracial	3	0	0

<b>RACIAL PROFILING REPORT BY OFFICER AND DEMOGRAPHIC ANALYSIS OF PERSONS CITED 01/01/2010 TO 12/31/2010 (Total Persons Cited – Duty, Grant, Animal Control and Code Enforcement)</b>								
Officer	Total # Persons Cited	Male	Female	Unk	Race / Age	Male	Female	Unk
					Indian Native	0	1	0
					Unknown	1	1	0
					White	106	54	0
					1 to 18	13	8	0
					19 to 25	55	22	0
					26 to 50	52	34	0
					51 and over	19	17	0
					Unknown	0	0	1
Sidenbender, B.	128	68	60	0	No Entry	8	10	0
					Asian	0	1	0
					Black	3	2	0
					White/Hispanic/La	3	2	0
					Indian Native	2	1	0
					White	52	44	0
					1 to 18	3	3	0
					19 to 25	18	10	0
					26 to 50	28	38	0
					51 and over	19	9	0
Smith, T.	39	29	9	1	No Entry	2	0	1
					Black	1	0	0
					White/Hispanic/La	0	1	0
					White	26	8	0
					1 to 18	8	2	0
					19 to 25	7	2	0
					26 to 50	13	4	0
					51 and over	1	1	0
					Unknown	0	0	1
Stamate, N.	251	162	88	1	No Entry	17	14	1
					Asian	5	0	0
					Black	1	5	0
					White/Hispanic/La	20	3	0
					Multiracial	1	0	0
					Unknown	0	1	0
					White	118	65	0
					1 to 18	30	11	1
					19 to 25	57	23	0
					26 to 50	62	49	0
					51 and over	13	5	0
Turturillo, J.	11	6	4	1	No Entry	0	1	1
					Black	1	1	0
					White	5	2	0
					19 to 25	0	2	0
					26 to 50	5	1	1

<b>RACIAL PROFILING REPORT BY OFFICER                      AND DEMOGRAPHIC ANALYSIS OF PERSONS CITED                      01/01/2010 TO 12/31/2010                      (Total Persons Cited – Duty, Grant, Animal Control and Code Enforcement)</b>								
Officer	Total # Persons Cited	Male	Female	Unk	Race / Age	Male	Female	Unk
					51 and over	1	1	0
Wolff, M.	0	0	0	0	No Entry	0	0	0
Wroe, C.	0	0	0	0	No Entry	0	0	0

DEMOGRAPHIC ANALYSIS OF PERSONS CITED												
01/01/2010 TO 12/31/2010												
Total Persons Cited (Duty, Grant, Animal Control and Code Enforcement):										3501		
Male: 2196				Female: 1204				Unknown: 101				
Race:				Male		Female		Unknown				
No Entry				233		179		101				
Asian				13		2		0				
Black				79		45		0				
Indian				3		3		0				
White / Hispanic / Latin				192		45		0				
Multiracial				4		1		0				
Indian Native				4		2		0				
Unknown				32		23		0				
White				1636		904		0				
Marital Status:				Male		Female		Unknown				
No Entry				1527		1070		101				
Divorced				56		24		0				
Engaged				9		0		0				
Married				111		32		0				
Separated				2		1		0				
Single				452		73		0				
Unknown				37		2		0				
Widowed				2		2		0				
AGE	MALE	FEMALE	UNK	AGE	MALE	FEMALE	UNK	AGE	MALE	FEMALE	UNK	
13	0	0	0	14	5	0	1	15	2	1	0	
16	44	24	0	17	93	40	0	18	121	38	0	
19	120	42	0	20	100	49	0	21	88	44	0	
22	92	29	1	23	63	35	0	24	61	35	0	
25	67	42	1	26	50	26	0	27	67	26	0	
28	64	43	0	29	54	30	0	30	39	29	0	
31	46	21	0	32	57	22	0	33	48	32	0	
34	36	31	0	35	40	28	0	36	29	37	1	
37	45	25	0	38	47	23	0	39	51	26	0	
40	22	25	0	41	37	22	0	42	39	25	0	
43	30	20	0	44	33	21	0	45	41	29	0	
46	37	29	0	47	44	25	0	48	27	16	0	
49	31	18	0	50	31	18	0	51	28	13	0	
52	23	26	0	53	17	14	0	54	17	10	0	
55	10	18	0	56	21	8	0	57	9	10	0	
58	37	10	0	59	17	9	0	60	26	2	1	
61	15	6	0	62	6	3	0	63	9	8	0	
64	8	8	0	65	8	10	0	66	5	4	0	
67	6	5	0	68	7	4	0	69	2	5	0	

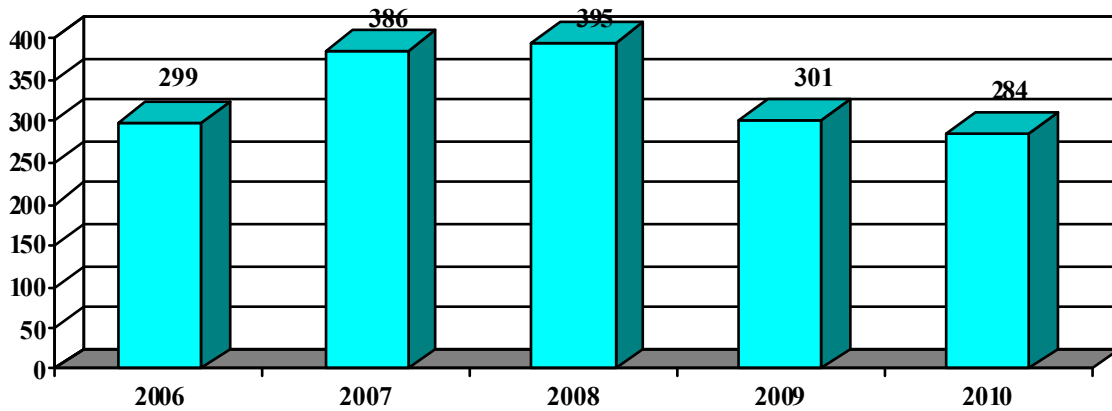


AGE	MALE	FEMALE	UNK
70	3	2	0
73	2	1	0
76	3	0	0
79	1	0	0
82	0	1	0
85	1	0	0

AGE	MALE	FEMALE	UNK
71	2	1	0
74	2	0	0
77	3	0	0
80	0	0	0
83	0	0	0
No DOB	1	0	96

AGE	MALE	FEMALE	UNK
72	3	0	0
75	2	0	0
78	0	0	0
81	1	0	0
84	0	0	0

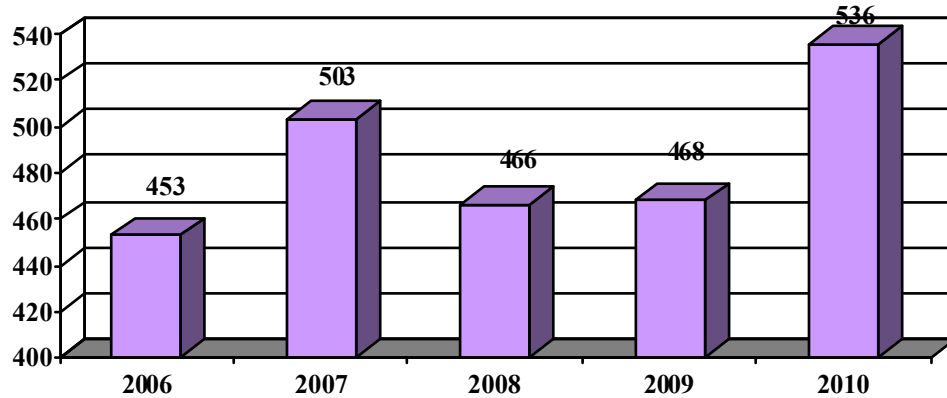
<b>TOTAL ADULT ARREST RECORD</b>					
	<b>2006</b>	<b>2007</b>	<b>2008</b>	<b>2009</b>	<b>2010</b>
Misdemeanor / Felony Arrests	299	386	395	301	284



<b>TOTAL ADULT OFFICER ARRESTS</b>		
<b>OFFICER</b>	<b>2010</b>	<b>2009</b>
Assistant Chief F. Chapranda	0	0
Lt. R. Kouder	0	1
Sgt. M. Fryzel	0	0
Sgt. B. Johnsen	1	0
Cpl. J. Dahlin	28	10
Cpl. D. Demeter	15	14
Cpl. T. Gardenhire	6	8
Ofc. D. Poston	5	7
Cpl. J. Turturillo	7	5
Ofc. S. Adams	34	29
Ofc. E. Andersen	5	1
Ofc. S. Flores	40	62
Ofc. M. Moffitt	56	69
Ofc. D. Oszust	20	24
Ofc. S. Rudzinski	20	16
Ofc. L. Schreiber	17	11
Ofc. B. Sidenbender	9	8
Ofc. N. Stamate	17	20
Reserve Ofc. M. Bunnell	2	6
Reserve Ofc. R. Conaway	0	0
Reserve Ofc. R. Fialkowski	0	0
Reserve Ofc. J. Gembala	0	0
Reserve Ofc. J. Mendez	0	1
Reserve Ofc. J. O'Leary	0	0
Reserve Ofc. P. O'Neill	0	0
Reserve Ofc. J. Renz	0	0
Reserve Ofc. T. Smith	0	2
Reserve Ofc. M. Wolff	2	7
Reserve Ofc. C. Wroe	0	0
<b>TOTAL ADULT ARRESTS</b>	<b>284</b>	<b>301</b>

<b>REPORTED CRIMES BY TYPE</b>					
<b>YEARS 2006 – 2010</b>					
<b>TYPE OF CRIME</b>	<b>2006</b>	<b>2007</b>	<b>2008</b>	<b>2009</b>	<b>2010</b>
Alcohol Offenses / Minor Consumption	22	16	12	7	19
Arson	0	2	1	0	0
Arson – Attempted	0	0	0	0	0
Auto Theft	11	11	3	9	3
Auto Theft – Attempted	4	1	0	4	0
Battery	16	18	23	21	16
Burglary	10	12	17	11	8
Burglary – Attempted	1	1	1	1	2
Child Abuse / Neglect	6	3	1	2	4
Computer Tampering	-	1	0	0	0
Criminal Mischief	131	108	113	101	116
Criminal Recklessness	7	3	2	1	1
Disorderly Conduct	3	4	4	6	2
Domestic Battery / Violence	8	41	39	46	42
Drugs / Controlled Substance Problem	26	28	28	27	37
Forgery	0	0	0	0	0
Fraud / Identity Theft / Check Deception	21	26	18	19	32
Harassment / Harassment TX	41	43	37	31	46
Homicide	1	0	0	0	0
Intimidation	9	20	16	14	11
Invasion of Privacy	4	3	9	2	6
Public Indecency	2	0	2	0	0
Public Intoxication	0	12	5	10	13
Rape	1	0	0	0	0
Resisting Law Enforcement	2	6	6	8	6
Robbery	0	1	2	1	1
Sexual Battery	0	0	2	1	0
Sexual Offense	1	3	2	1	2
Suicide	0	0	1	0	0
Suicide – Attempted	3	0	5	0	2
Theft (Conversion)	98	120	103	110	147
Theft – Attempted	2	5	3	3	4
Trespassing	22	14	10	15	17
Weapon Offense	1	1	1	7	4
<b>TOTALS</b>	<b>453</b> <b>No Change over 2005</b>	<b>503</b> <b>Up ↑ 11% over 2006</b>	<b>466</b> <b>Down ↓ 8% over 2007</b>	<b>468</b> <b>No Change over 2008</b>	<b>540</b> <b>Up ↑ 15% over 2009</b>

**TOTAL REPORTED CRIMES -- 2006 – 2010**



<b>YEAR 2010 TOTAL INCIDENTS BY TYPE</b>	
<b>CLASSIFICATION</b>	<b>TOTAL NUMBER</b>
911 Hang-up	106
911 Hang-up with Open Line	6
911 Misdial	7
Abandoned Vehicle	20
Agency Assist	242
Alarm	556
Alcohol Offense	19
Ambulance Call	492
Animal Bite/Dog Bite	6
Animal Call	309
Arson	0
Assault	0
Assault with Firearm	0
Assault with a Knife	0
Assist Motorist	94
Attempt Theft Vehicle	0
Attempt to Locate	0
Attempted Burglary	0
Attempted Rape	0
Bad Check	0
Battery	16
Bomb Threat/Attack	0
Burglary - COLD	8
Burglary - Attempt	2
Business License Problem	0
Child Abuse or Neglect	4
Child Seat Inspection	45

<b>YEAR 2010 TOTAL INCIDENTS BY TYPE</b>	
<b>CLASSIFICATION</b>	<b>TOTAL NUMBER</b>
Citizen Assist	70
Citizen Dispute	9
Civil Matter	36
Commitment - Emergency	3
Computer Tampering	0
Conversion	3
Criminal Mischief	116
Criminal Recklessness	1
Crossing Guard Detail	0
Curfew	0
Custodial Interference	8
Damage Property	0
Dead Body	12
Deliver Message	4
Depriving Owner of Vehicle	0
Disabled Vehicle	128
Disaster	0
Disorderly Conduct	2
Disturbance	38
Domestic Battery w/o Weapon	6
Domestic Disturbance	36
Domestic w/Weapon	0
Drive Off	0
Driving Complaint	188
Drowning	0
Drugs /Controlled Substance Problem	37
DUI	75
Environmental Inspection	1
Escort	269
Extra Patrol	26
Fail to Reg Sex Offender	0
False Report	1
Family Disturbance	24
Fatal Accident	1
Fight	10
Fingerprint	42
Fire Dispatch	94
Fire Vehicle – Car Fire	11
Firearms Permit Application	156
Fireworks	38
Follow Up Investigation	0
Forgery	0
Found Property	27

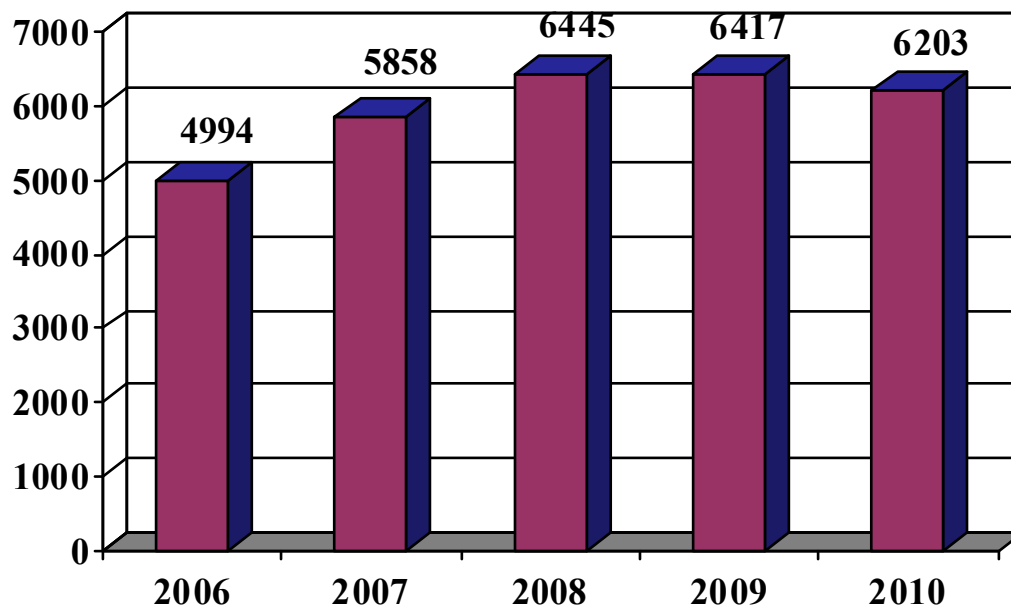
<b>YEAR 2010 TOTAL INCIDENTS BY TYPE</b>	
<b>CLASSIFICATION</b>	<b>TOTAL NUMBER</b>
Fraud	31
Funeral Escort	93
Gambling	0
Harassment	14
Harassing Communications	32
Hazmat – Haz. Mat. Spill	2
Hit & Run Accident	20
Homicide	0
Hunting Complaint	4
Identity Theft	1
Illegal Burning	1
Illegal Dumping	5
Impounded Vehicle	3
Information	272
Injured Person	0
Intimidation	11
Intoxication	13
Invasion of Privacy	6
Juvenile Molestation	0
Juvenile Problem	113
K9 Usage	11
Kidnapping	0
Littering	3
Loitering	0
Lost or Stolen Property	10
Loud Music / Party	42
Man With Gun	0
Mental	0
Miscellaneous	9
Missing Person	8
Non-Sufficient Funds Check	0
Off Road Vehicle	50
Open Burning	3
Ordinance Violation	44
Overdose	0
Panhandling	1
Parking Problem	19
Patrol Notification	1
PD Accident	313
PI Accident	51
Pornography	0
Probation Violation	0
Property Damage	41

<b>YEAR 2010 TOTAL INCIDENTS BY TYPE</b>	
<b>CLASSIFICATION</b>	<b>TOTAL NUMBER</b>
Prostitution	0
Protection Order Violation	0
Prowler	4
Public Indecency	0
Railroad Problem	0
Rape	0
Reckless Driving	15
Recovered Stolen Property	4
Recovered Stolen Vehicle	0
Repossession	7
Resisting / Interfering with Officer	6
Restraining Order Violation	4
Riot	0
Road Blockage	8
Robbery	1
Runaway Juvenile	5
Search Warrant	1
Sex Offense	2
Sexual Battery	0
Shots Fired	3
Soliciting	43
Special Assignment	1
Stabbing	0
Structure Fire	0
Suicide	0
Suicide Attempt	2
Suspicious Incident	146
Suspicious Person	117
Suspicious Vehicle	249
Theft	68
Theft – Attempt	4
Theft from Vehicle	75
Theft Vehicle Other – Tractor, Bobcat, Trailers, Etc.	0
Theft – Automobile	3
Theft – Motorcycle	0
Theft – Truck / Bus	0
Theft – Vehicle Parts	0
Threatening	10
Traffic Hazard	69
Traffic Offense	100
Trespassing	17
Unauthorized Control	1

YEAR 2010 TOTAL INCIDENTS BY TYPE	
CLASSIFICATION	TOTAL NUMBER
Unsecure Premise	29
Unwanted Party	18
Utility Problem	46
Vacation Check - Extra Patrol	68
Vandalism	7
Vehicle Lockout	53
Vehicle Pursuit	2
Vicious Animal	3
VIN Inspection	217
Visiting A Common Nuisance	0
Warrant Served	43
Weapon Discharge	1
Weapon Offense	4
Welfare Check	116
<b>TOTALS:</b>	<b>6,203</b>

TOTAL NUMBER INCIDENTS -- 2006 - 2010					
	2006	2007	2008	2009	2010
Total Number of Incidents	4994	5858	6445	6417	6203

**TOTAL INCIDENTS - 2006 - 2010**





<b>TOTAL TRAFFIC CRASHES -- 2006 – 2010</b>					
	<b>2006</b>	<b>2007</b>	<b>2008</b>	<b>2009</b>	<b>2010</b>
<b>Total Number of Crashes</b>	<b>209</b>	<b>209</b>	<b>247</b>	<b>215</b>	<b>214</b>
Total Number With Injuries	52	53	61	46	51
Total Number of Fatalities	0	0	1	0	0

Years 2006 thru 2010 indicate accidents wherein a State Crash Report was filed. These years' numbers do not include any Property Damage Accidents with damage under \$1000.00.

<b>TOTAL TOWS PER TOW FIRM</b>	<b>2006</b>	<b>2007</b>	<b>2008</b>	<b>2009</b>	<b>2010</b>
Dave's Towing (Heavy Wrecker)	0	0	0	0	0
Emerald Towing (Heavy Wrecker)	0	0	1	0	0
Kubiak's Towing	91	112	115	122	97
St. John Auto	112	142	150	131	108
Stan's Towing	218	251	178	146	136
<b>TOTAL NUMBER OF TOWS PER YEAR:</b>	<b>421</b>	<b>505</b>	<b>444</b>	<b>399</b>	<b>341</b>

<b>ANNUAL TRAINING REPORT – YEAR 2010</b>		
<b>OFFICER</b>	<b>RANK</b>	<b>TOTAL HOURS OF TRAINING</b>
Frego, Fred A.	Chief	32
Chapranda, Frank M.	Assistant Chief	32
Kouder, Richard K.	Lieutenant	0
Fryzel, Michael S.	Sergeant	28
Johnsen, Bernard J.	Sergeant	28
Dahlin, Jay L.	Corporal	28
Demeter, David J.	Corporal	36
Gardenhire, Timothy R.	Corporal	29
Poston, Dale W.	Corporal	28
Turturillo, James	Corporal	52
Adams, Shane L.	Officer	29
Andersen, Eric J.	Officer	76
Flores, Steven	Officer	64
Moffitt, Michael D.	Officer	29
Oszust, David M.	Officer	140
Rudzinski, Steven L.	Officer	34
Schreiber, Luke M.	Officer	28
Sidenbender, Brett J.	Officer	38
Stamate, Nicholas M.	Officer	28
Bunnell, Michael R.	Reserve Officer	0
Conaway, Richard H.	Reserve Officer	0
Fialkowski, Richard L.	Reserve Officer	0
Gembala, Jeffrey D.	Reserve Officer	0
O'Leary, Joseph W.	Reserve Officer	0
O'Neill, Patrick J.	Reserve Officer	0
Renz, Joseph A.	Reserve Officer	0
Smith, Timothy A.	Reserve Officer	0
Wolff, Mathew A.	Reserve Officer	0
Case, Linda	Dispatcher	0
Kolodziej, Joan M.	Administrative Assistant	0
Luketic, Beth A.	Dispatcher	0
Macak, Pamela F.	Dispatcher	0
Rudzinski, Donna	Dispatcher	0
Wroe, Clifford	Dispatcher	0
Cooper, Krista	Dispatcher – Part-time	0
<b>TOTAL HOURS OF TRAINING FOR YEAR 2010:</b>		<b>759</b>

