



ST. JOHN POLICE DEPARTMENT



2011 YEAR END REPORT

**By: Fred A. Frego
Chief of Police**



2011 YEAR END REPORT

TABLE OF CONTENTS

5-YEAR COMPARISON 2007-2011

Message from the Chief . . .

1.	Total Gas Cost / Mileage – 2007 / 2011	1
2.	Duty Mileage / Fuel Report	2
3.	Traffic Report by Officer – Tickets / Warnings – 2010 / 2011	3
4.	Yearly Average per Full-Time Patrol Officer – Tickets / Warnings	3
5.	Total Violations – Traffic / Parking / Warnings – 2007 / 2011	4
6.	Traffic / Parking Violations – 2007 / 2011 Graph	4
7.	Written Warnings – 2007 / 2011 Graph	4
8.	Traffic Citation Time Analysis – 2011	5
9.	Traffic Warning Time Analysis – 2011	6
10.	Racial Profiling Report by Officer and Demographic Analysis of Persons Cited – 01/01/2011 to 12/31/2011	7-14
11.	Total Adult Arrest Record – Misdemeanor & Felony – 2007 / 2011	14
12.	Total Adult Officer Arrests – 2010 / 2011	15
13.	Reported Crimes by Type – 2007 / 2011	16
14.	Total Reported Crimes – 2007 – 2011 Graph	17
15.	Total Incidents By Classifications – 2011	17-21
16.	Total Incidents – 2007 / 2011 Graph	21
17.	Investigations Division – Year 2011	22-23
18.	Total Traffic Crashes – 2007 / 2008 / 2009 / 2010 / 2011	23
19.	Total Tows Per Tow Firm – 2007 / 2008 / 2009 / 2010 / 2011	24
20.	Annual Training Report By Officer for Year 2011	24-25
21.	St. John Animal Control Report for Year 2011	26

February 9, 2012

Message from the Chief . . .

President and Members of the Town Council, the following represents in detail the overall operations and goals achieved by the St. John Police Department in 2011.

The Year 2011 reflected a decrease of 5% in reported crimes. I am happy to report this decrease is directly attributed to the fine and professional work and diligence of all members of the St. John Police Department. I am proud to report that the Town of St. John, as reflected in the F.B.I. Uniform Crime Report, has the lowest crime rate in the Region overall.

In my observations, every officer in the St. John Police Department exhibits professionalism and diligence in carrying out their law enforcement duties. They are the best examples of professionalism and commitment to law enforcement. Our level and quality of service was able to continue in light of the retirement of two (2) veteran ranking officers. This is an accomplishment for which our remaining officers should be commended. All officers worked diligently to fill this dual retirement void.

The Year 2011 was again a financial challenge as it relates to department operations. Through the diligence of all members, we have continued to maintain a balanced budget without curtailing or eliminating services to the Public.

It is my pleasure to continue leading the St. John Police Department. They are a group of trained professionals of which I am very proud.

I personally thank you St. John Town Council and St. John Metropolitan Police Commission for your genuine support of me and the St. John Police Department in 2011.

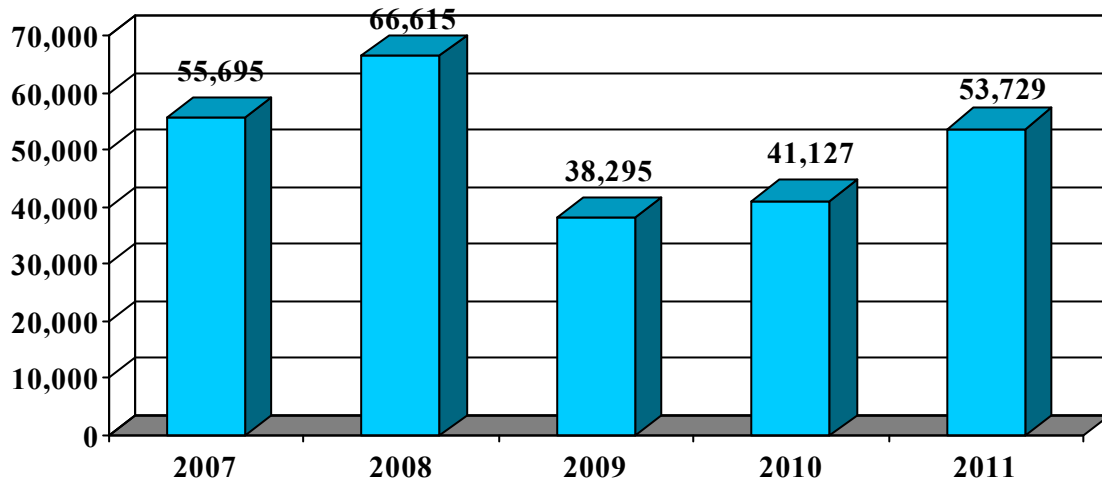
Sincerely,

Fred A. Frego
Chief of Police

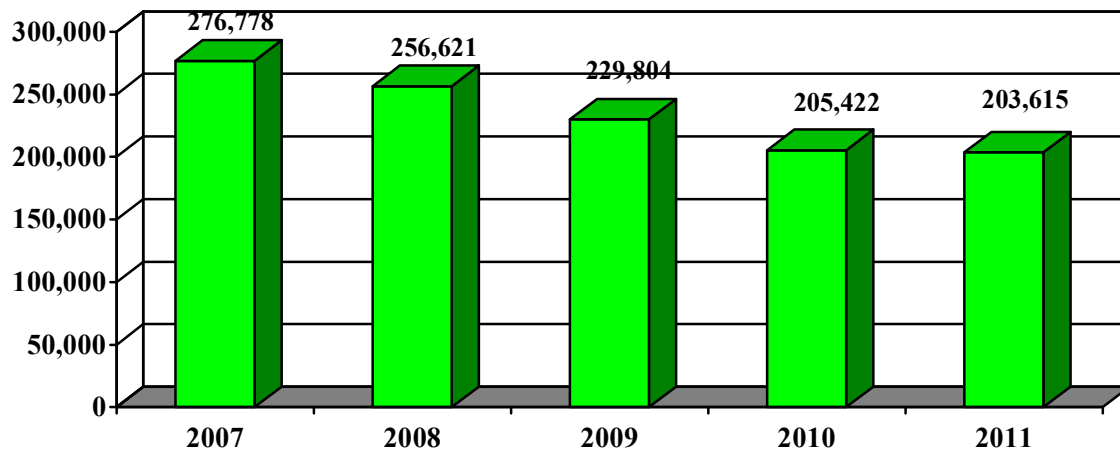
2011 YEAR END REPORT

TOTAL GAS COST / MILEAGE					
	2007	2008	2009	2010	2011
Total Gas Cost	\$55,695.95	\$66,615.02	\$38,294.64	\$41,127.50	\$53,729.89
Total Mileage	276,778	256,621	229,804	205,422	203,615

TOTAL GAS COST -- 2007 – 2011



TOTAL MILEAGE -- 2007 – 2011



ST. JOHN POLICE DEPARTMENT DUTY MILEAGE / FUEL REPORT				
OFFICER	2011 MILES DRIVEN	2011 GALLONS OF FUEL	2011 FUEL COST	AVERAGE MILES PER GALLON
#1 - Frego, Chief F.	11,361	641.6	\$1,904.52	17.7
#12 - Demeter, Sgt. D.	11,650	865.3	\$2,555.04	13.5
#7 - Fryzel, Sgt. M.	14,517	1,161.2	\$3,493.05	12.6
#2 - Johnsen, Sgt. B.	4,133	506.7	\$1,502.88	8.2
#14 - Dahlin, Corporal J.	9,628	927.8	\$2,777.82	10.4
#10 - Gardenhire, Corporal T.	8,130	925.3	\$2,751.13	8.8
#8 - Poston, Corporal D.	10,310	898.9	\$2,658.15	11.5
#11 - Turturillo, Corporal J.	8,266	504.8	\$1,495.02	16.4
#19 - Adams, Officer S.	14,981	1,473.9	\$4,371.52	10.2
#9 - Andersen, Officer E.	6,905	715.0	\$2,090.87	9.7
#15 - Flores, Officer S.	11,901	1,124.0	\$3,298.41	10.6
#17 - Moffitt, Officer M.	16,618	1,644.2	\$4,858.94	10.1
#20 - Oszust, Officer D.	8,038	819.8	\$2,458.90	9.8
#4 - Rudzinski, Officer S.	10,664	811.7	\$2,409.70	13.1
#21 - Rybicki, Officer D.	4,403	419.5	\$1,316.72	10.5
#18 - Schreiber, Officer L.	12,110	1,022.6	\$3,027.95	11.9
#13 - Sidenbender, Officer B.	10,334	1,097.4	\$3,253.42	9.4
#16 - Stamate, Officer N.	8,859	750.8	\$2,238.53	11.8
Squad #30	1,548	150.6	\$459.12	10.3
Squad #31	0	0.0	\$0.00	0.0
Squad #32	2,727	300.0	\$811.36	9.1
Squad #19 (Being driven by various officers)	2,981	283.3	\$830.69	10.5
Squad #40 (Being driven by various officers)	1,124	85.6	\$251.88	13.1
Unit #3 (Being driven by various officers)	1,926	152.6	\$421.85	12.6
Unit #5 (Being driven by various officers)	3,787	287.7	\$883.63	13.2
Unit T110	316	26.0	\$64.48	12.2
Command 100 - Diesel	70	23.7	\$48.19	3.0
ATV 1	0	0.0	\$0.00	0.0
ATV 2	50	3.6	\$11.16	13.9
AC#53 - Conaway, R.	6,278	494.9	\$1,484.98	12.7
YEAR 2011 TOTALS:	203,615	18,036.6	\$53,729.89	PATROL 11.54
YEAR 2010 TOTALS:	205,422	18,444.6	\$41,127.50	PATROL 11.15
YEAR 2009 TOTALS:	229,804	19,166.2	\$38,294.64	PATROL 12.11
YEAR 2008 TOTALS:	256,621	21,821.9	\$66,615.02	PATROL 11.75
YEAR 2007 TOTALS:	276,778	22,794.2	\$ 55,695.36	PATROL 12.20

TRAFFIC REPORT				
Officer	Year 2011 Tickets	Year 2010 Tickets	Year 2011 Warnings	Year 2010 Warnings
Asst. Chief F. Chapranda (Retired 12/10)	0	2	0	3
Lt. R. Kouder (Retired 12/10)	0	3	0	3
Sgt. D. Demeter	97	169	118	62
Sgt. M. Fryzel	101	19	26	8
Sgt. B. Johnsen	105	0	5	0
Cpl. J. Dahlin	134	158	8	13
Cpl. T. Gardenhire	56	83	9	32
Cpl. D. Poston	64	102	28	19
Cpl. J. Turturillo	2	9	0	1
Ofc. S. Adams	467	487	50	104
Ofc. E. Andersen	303	230	0	31
Ofc. S. Flores	242	256	31	66
Ofc. M. Moffitt	272	276	77	97
Ofc. D. Oszust	87	142	9	26
Ofc. S. Rudzinski	253	237	0	0
Ofc. D. Rybicki (Hired 02/24/11)	304	0	55	0
Ofc. L. Schreiber	202	220	47	59
Ofc. B. Sidenbender	209	128	2	10
Ofc. N. Stamate	127	252	10	32
R. Ofc. M. Bunnell (Resigned 03/2011)	4	28	0	25
R. Ofc. R. Conaway	0	0	0	0
R. Ofc. R. Fialkowski	0	0	2	0
R. Ofc. J. Gembala	0	0	0	0
R. Ofc. J. O'Leary	2	2	2	4
R. Ofc. P. O'Neill	0	0	0	0
R. Ofc. J. Renz	0	0	0	0
R. Ofc. T. Smith	52	38	32	49
R. Ofc. M. Wolff	5	16	8	12
R. Ofc. C. Wroe	1	0	0	0
TOTAL:	3089	2857	519	656
TOTAL AFTER SUBTRACTING HIGHLIGHTED NUMBERS:	2722	2749	326	552

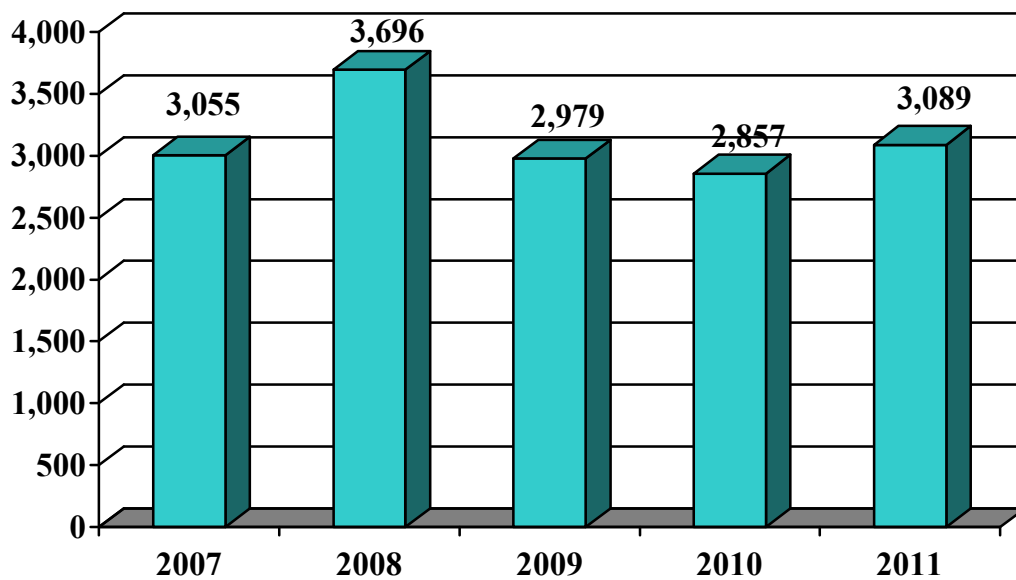
YEARLY AVERAGE PER FULL-TIME PATROL OFFICER

[The numbers highlighted in yellow in the Traffic Report were deducted from the year-end totals and then divided by the number 14 (Year 2009) and the number 14 (Year 2010) to provide an average for full-time patrol officer.]

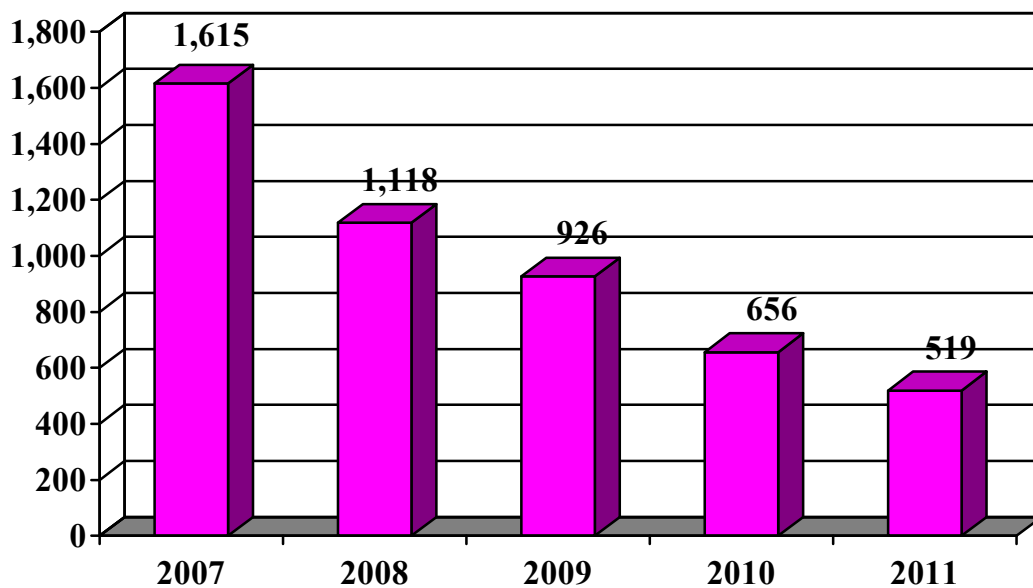
	2011	2010
Tickets	194	196
Warnings	23	39

TOTAL VIOLATIONS / WARNINGS					
	2007	2008	2009	2010	2011
Traffic / Parking Violations	3005	3696	2979	2857	3089
Written Warnings	1615	1118	926	656	519

TRAFFIC / PARKING VIOLATIONS -- 2007 - 2011



WRITTEN WARNINGS -- 2007 - 2011



TRAFFIC CITATION TIME ANALYSIS – 01/01/2011 TO 12/31/2011

TRAFFIC WARNING TIME ANALYSIS – 01/01/2011 TO 12/31/2011

RACIAL PROFILING REPORT BY OFFICER AND DEMOGRAPHIC ANALYSIS OF PERSONS CITED 01/01/2011 TO 12/31/2011 (Total Persons Cited – Duty, Grant, Animal Control and Code Enforcement)								
Officer	Total # Persons Cited	Male	Female	Unk	Race / Age	Male	Female	Unk
Adams, S.	924	544	379	1	No Entry	65	64	1
					Asian	2	2	0
					Black	12	17	0
					White/Hispanic/La	28	15	0
					Multiracial	1	0	0
					Unknown	18	9	0
					White	418	272	0
					1 to 18	44	31	0
					19 to 25	138	78	0
					26 to 50	275	196	1
					51 and over	87	74	0
Andersen, E.	303	181	122	0	No Entry	17	23	0
					Black	8	1	0
					Indian	1	0	0
					White/Hispanic/La	17	3	0
					Multiracial	1	0	0
					Unknown	1	2	0
					White	136	93	0
					1 to 18	14	7	0
					19 to 25	29	18	0
					26 to 50	92	74	0
					51 and over	46	23	0
Bunnell, M.	4	4	0	0	No Entry	1	0	0
					White/Hispanic/La	3	0	0
					1 to 18	4	0	0
Conaway, R. Animal Control	40	16	23	1	No Entry	0	1	1
					Black	2	0	0
					White/Hispanic/La	1	3	0
					India Native	0	2	0
					White	13	17	0
					19 to 25	2	0	0
					26 to 50	12	20	0
					51 and over	2	3	1
Dahlin, J.	142	92	46	4	No Entry	14	5	3

RACIAL PROFILING REPORT BY OFFICER AND DEMOGRAPHIC ANALYSIS OF PERSONS CITED 01/01/2011 TO 12/31/2011 (Total Persons Cited – Duty, Grant, Animal Control and Code Enforcement)								
Officer	Total # Persons Cited	Male	Female	Unk	Race / Age	Male	Female	Unk
					Asian	0	2	0
					Black	4	0	0
					White/Hispanic/La	5	6	0
					Multiracial	0	0	1
					India Native	1	0	0
					Unknown	1	0	0
					White	67	33	0
					1 to 18	11	2	0
					19 to 25	28	11	0
					26 to 50	42	30	0
					51 and over	11	3	1
					Unknown	0	0	3
Demeter, D.	97	58	39	0	No Entry	4	12	0
					Black	0	5	0
					White/Hispanic/La	6	2	0
					Unknown	1	1	0
					White	47	19	0
					1 to 18	4	2	0
					19 to 25	13	2	0
					26 to 50	30	26	0
					51 and over	11	9	0
Fialkowski, R.	0	0	0	0		0	0	0
Flores, S.	289	182	104	3	No Entry	31	20	3
					Asian	1	1	0
					Black	4	2	0
					White/Hispanic/La	22	8	0
					Unknown	4	1	0
					White	120	72	0
					1 to 18	8	11	0
					19 to 25	56	25	0
					26 to 50	96	57	0
					51 and over	22	11	0
					Unknown	0	0	3
Fryzel, M.	795	473	317	5	No Entry	92	82	3
					Black	9	7	0

RACIAL PROFILING REPORT BY OFFICER AND DEMOGRAPHIC ANALYSIS OF PERSONS CITED 01/01/2011 TO 12/31/2011 (Total Persons Cited – Duty, Grant, Animal Control and Code Enforcement)								
Officer	Total # Persons Cited	Male	Female	Unk	Race / Age	Male	Female	Unk
					Indian	1	0	0
					White/Hispanic/La	20	12	0
					Multiracial	0	0	2
					India Native	0	1	0
					Unknown	5	6	0
					White	346	209	0
					1 to 18	15	11	0
					19 to 25	71	43	0
					26 to 50	268	190	2
					51 and over	119	73	2
					Unknown	0	0	1
Gardenhire, T.	276	188	87	1	No Entry	18	14	0
					Asian	1	0	0
					Black	3	1	0
					White/Hispanic/La	8	2	0
					Multiracial	0	0	1
					Unknown	3	2	0
					White	155	68	0
					1 to 18	9	3	0
					19 to 25	34	18	0
					26 to 50	115	50	1
					51 and over	30	16	0
Gembala, J.	0	0	0	0		0	0	0
Mainwaring, J.	171	44	14	113	No Entry	2	5	113
					Black	0	1	0
					White/Hispanic/La	1	0	0
					White	41	8	0
					19 to 25	2	0	0
					26 to 50	14	12	0
					51 and over	27	2	0
					Unknown	1	0	113
Moffitt, M.	453	325	128	0	No Entry	38	21	0
					Black	14	2	0
					White/Hispanic/La	28	8	0
					Unknown	4	3	0
					White	241	94	0
					1 to 18	26	15	0
					19 to 25	107	44	0
					26 to 50	146	59	0
					51 and over	46	10	0
O'Leary, J.	2	2	0	0	White	2	0	0
					1 to 18	2	0	0

RACIAL PROFILING REPORT BY OFFICER AND DEMOGRAPHIC ANALYSIS OF PERSONS CITED 01/01/2011 TO 12/31/2011 (Total Persons Cited – Duty, Grant, Animal Control and Code Enforcement)								
Officer	Total # Persons Cited	Male	Female	Unk	Race / Age	Male	Female	Unk
O'Neill, P.	0	0	0	0		0	0	0
Oszust, D.	87	56	31	0	No Entry	5	8	0
					Black	5	2	0
					White/Hispanic/La	6	2	0
					India Native	1	0	0
					Unknown	1	0	0
					White	38	19	0
					1 to 18	13	1	0
					19 to 25	14	8	0
					26 to 50	25	14	0
51 and over	4	8	0					
Poston, D.	64	36	27	1	No Entry	3	3	1
					Asian	0	1	0
					Black	1	0	0
					White/Hispanic/La	2	1	0
					White	30	22	0
					1 to 18	1	2	0
					19 to 25	8	8	0
					26 to 50	20	12	0
					51 and over	7	5	0
Unknown	0	0	1					
Rudzinski, S.	257	168	89	0	No Entry	33	14	0
					Black	7	1	0
					White/Hispanic/La	12	3	0
					Unknown	2	1	0
					White	114	70	0
					1 to 18	13	3	0
					19 to 25	30	18	0
					26 to 50	102	53	0
					51 and over	23	15	0
Rybicki, D.	317	221	96	0	No Entry	30	15	0
					Black	11	7	0
					Indian	1	0	0
					White/Hispanic/La	34	4	0

RACIAL PROFILING REPORT BY OFFICER AND DEMOGRAPHIC ANALYSIS OF PERSONS CITED 01/01/2011 TO 12/31/2011 (Total Persons Cited – Duty, Grant, Animal Control and Code Enforcement)								
Officer	Total # Persons Cited	Male	Female	Unk	Race / Age	Male	Female	Unk
					Multiracial	1	0	0
					India Native	1	0	0
					Unknown	1	1	0
					White	142	69	0
					1 to 18	38	11	0
					19 to 25	61	22	0
					26 to 50	107	57	0
					51 and over	14	6	0
					Unknown	1	0	0
Schreiber, L.	202	127	74	1	No Entry	12	9	1
					Black	12	6	0
					White/Hispanic/La	19	8	0
					Unknown	2	0	0
					White	82	51	0
					1 to 18	15	7	0
					19 to 25	26	20	0
					26 to 50	65	37	0
					51 and over	21	10	0
					Unknown	0	0	1
Sidenbender, B.	210	107	102	1	No Entry	3	14	1
					Asian	1	0	0
					Black	1	3	0
					White/Hispanic/La	8	6	0
					Unknown	6	4	0
					White	88	75	0
					1 to 18	11	7	0
					19 to 25	21	13	0
					26 to 50	45	55	0
					51 and over	30	27	0
					Unknown	0	0	1
Smith, T.	52	33	19	0	No Entry	3	2	0
					White/Hispanic/La	1	0	0
					White	29	17	0
					1 to 18	0	2	0
					19 to 25	14	3	0
					26 to 50	13	12	0
					51 and over	6	2	0
Stamate, N.	128	79	48	1	No Entry	19	11	1
					Asian	0	1	0
					Black	3	1	0
					White/Hispanic/La	4	2	0
					Unknown	4	2	0

RACIAL PROFILING REPORT BY OFFICER AND DEMOGRAPHIC ANALYSIS OF PERSONS CITED 01/01/2011 TO 12/31/2011 (Total Persons Cited – Duty, Grant, Animal Control and Code Enforcement)								
Officer	Total # Persons Cited	Male	Female	Unk	Race / Age	Male	Female	Unk
					White	49	31	0
					1 to 18	11	4	1
					19 to 25	25	14	0
					26 to 50	33	24	0
					51 and over	10	6	0
Turturillo, J.	11	8	3	0	No Entry	3	0	0
					White	5	3	0
					1 to 18	1	1	0
					19 to 25	2	0	0
					26 to 50	5	1	0
					51 and over	0	1	0
Wolff, M.	5	5	0	0	No Entry	1	0	0
					White	4	0	0
					1 to 18	2	0	0
					19 to 25	2	0	0
					26 to 50	1	0	0
Wroe, C.	1	1	0	0	No Entry	0	0	0
					White	1	0	0
					19 to 25	1	0	0

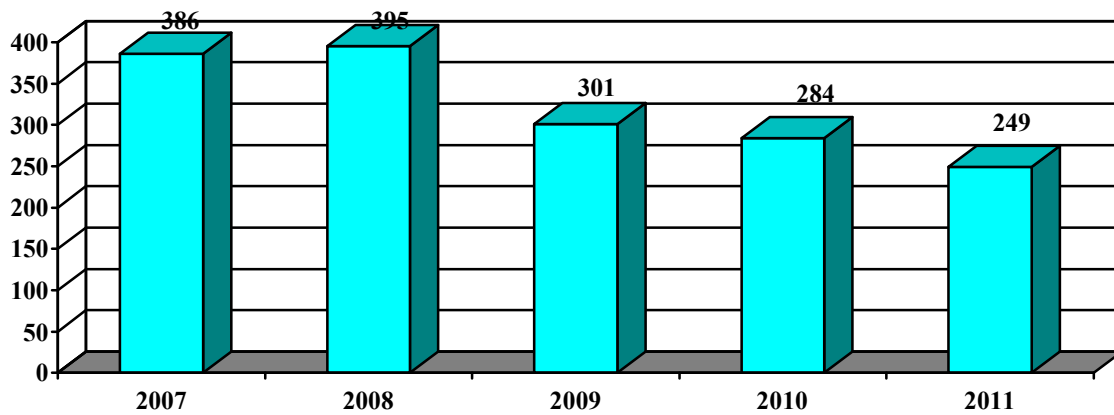
DEMOGRAPHIC ANALYSIS OF PERSONS CITED												
01/01/2011 TO 12/31/2011												
Total Persons Cited (Duty, Grant, Animal Control and Code Enforcement):										5399		
Male: 3235				Female: 1996				Unknown: 168				
Race:				Male		Female		Unknown				
No Entry				423		368		164				
Asian				5		9		0				
Black				97		57		0				
Indian				3		1		0				
White / Hispanic / Latin				239		92		0				
Multiracial				3		0		4				
Indian Native				3		3		0				
Unknown				56		36		0				
White				2406		1430		0				
Marital Status:				Male		Female		Unknown				
No Entry				2437		1828		168				
Divorced				68		14		0				
Engaged				10		0		0				
Married				157		45		0				
Separated				15		12		0				
Single				504		93		0				
Unknown				44		1		0				
Widowed				0		3		0				
AGE	MALE	FEMALE	UNK	AGE	MALE	FEMALE	UNK	AGE	MALE	FEMALE	UNK	
13	0	0	0	14	0	2	0	15	7	1	0	
16	39	12	0	17	101	51	1	18	103	58	0	
19	118	57	0	20	126	61	0	21	114	54	0	
22	109	44	0	23	95	44	0	24	77	48	0	
25	86	67	0	26	87	56	0	27	67	37	1	
28	76	46	0	29	74	52	0	30	89	54	0	
31	79	45	0	32	80	38	0	33	74	54	1	
34	71	54	1	35	62	45	0	36	63	43	2	
37	46	51	0	38	55	42	0	39	60	46	0	
40	67	46	0	41	64	47	0	42	67	30	0	
43	60	47	0	44	74	51	0	45	49	46	0	
46	71	42	0	47	59	33	0	48	72	41	0	
49	52	39	0	50	47	41	0	51	56	42	0	
52	42	22	0	53	52	29	1	54	29	27	0	
55	32	28	0	56	49	20	1	57	37	23	1	
58	35	26	0	59	32	23	0	60	30	15	0	
61	19	17	1	62	22	12	0	63	13	15	0	
64	18	17	0	65	11	8	0	66	14	10	0	
67	10	7	0	68	9	7	0	69	15	7	0	

AGE	MALE	FEMALE	UNK
70	8	4	0
73	3	0	0
76	4	1	0
79	0	1	0
82	0	0	0
85	1	0	0
96	1	0	0

AGE	MALE	FEMALE	UNK
71	5	4	0
74	5	2	0
77	3	0	0
80	1	1	0
83	0	0	0
86	18	0	0
NO DOB	2	0	158

AGE	MALE	FEMALE	UNK
72	8	0	0
75	4	2	0
78	1	1	0
81	4	0	0
84	0	0	0
87	2	0	0

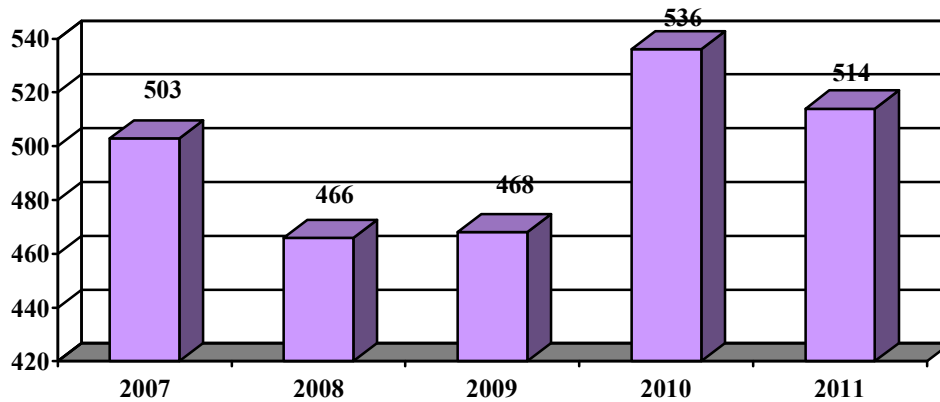
TOTAL ADULT ARREST RECORD					
	2007	2008	2009	2010	2011
Misdemeanor / Felony Arrests	386	395	301	284	249



TOTAL ADULT OFFICER ARRESTS		
OFFICER	2011	2010
Sgt. D. Demeter	9	15
Sgt. M. Fryzel	1	0
Sgt. B. Johnsen	1	1
Cpl. J. Dahlin	14	28
Cpl. T. Gardenhire	3	6
Ofc. D. Poston	3	5
Cpl. J. Turturillo	5	7
Ofc. S. Adams	28	34
Ofc. E. Andersen	2	5
Ofc. S. Flores	25	40
Ofc. M. Moffitt	62	56
Ofc. D. Oszust	3	20
Ofc. S. Rudzinski	8	20
Ofc. D. Rybicki (Hired 02/2011)	50	N/A
Ofc. L. Schreiber	17	17
Ofc. B. Sidenbender	9	9
Ofc. N. Stamate	9	17
Reserve Ofc. M. Bunnell	0	2
Reserve Ofc. R. Conaway	0	0
Reserve Ofc. R. Fialkowski	0	0
Reserve Ofc. J. Gembala	0	0
Reserve Ofc. J. O'Leary	0	0
Reserve Ofc. P. O'Neill	0	0
Reserve Ofc. J. Renz	0	0
Reserve Ofc. T. Smith	0	0
Reserve Ofc. M. Wolff	0	2
Reserve Ofc. C. Wroe	0	0
TOTAL ADULT ARRESTS	249	284

REPORTED CRIMES BY TYPE					
YEARS 2007 – 2011					
TYPE OF CRIME	2007	2008	2009	2010	2011
Alcohol Offenses / Minor Consumption	16	12	7	19	11
Arson	2	1	0	0	0
Arson – Attempted	0	0	0	0	0
Auto Theft	11	3	9	3	9
Auto Theft – Attempted	1	0	4	0	1
Battery / Assault	18	23	21	16	23
Burglary	12	17	11	8	23
Burglary – Attempted	1	1	1	2	2
Child Abuse / Neglect	3	1	2	4	1
Computer Tampering	1	0	0	0	1
Criminal Mischief	108	113	101	116	85
Criminal Recklessness	3	2	1	1	1
Disorderly Conduct	4	4	6	2	5
Domestic Battery / Violence	41	39	46	42	40
Drugs / Controlled Substance Problem	28	28	27	37	30
Forgery	0	0	0	0	1
Fraud / Identity Theft / Check Deception	26	18	19	32	37
Harassment / Harassment TX	43	37	31	46	47
Homicide	0	0	0	0	0
Homicide – Attempted	0	0	0	0	2
Intimidation	20	16	14	11	15
Invasion of Privacy	3	9	2	6	2
Loitering	0	0	0	0	1
Pornography / Obscene Material	0	0	0	0	1
Public Indecency	0	2	0	0	0
Public Intoxication	12	5	10	13	4
Rape	0	0	0	0	0
Resisting Law Enforcement	6	6	8	6	10
Robbery	1	2	1	1	1
Sexual Battery	0	2	1	0	0
Sexual Offense	3	2	1	2	4
Suicide	0	1	0	0	3
Suicide – Attempted	0	5	0	2	3
Theft (Conversion)	120	103	110	147	135
Theft – Attempted	5	3	3	4	4
Trespassing	14	10	15	17	8
Weapon Offense	1	1	7	4	4
TOTALS	503 Up ↑ 11% over 2006	466 Down ↓ 8% over 2007	468 No Change over 2008	540 Up ↑ 15% over 2009	514 Down ↓ 5% over 2010

TOTAL REPORTED CRIMES -- 2007 – 2011



YEAR 2011 TOTAL INCIDENT BY TYPES	
CLASSIFICATION	YEAR TO DATE
911 Hang-up	89
911 Hang-up with Open Line	7
911 Misdial	12
Abandoned Vehicle	15
Agency Assist	247
Alarm	612
Alcohol Offense	6
Ambulance Call / Medical Emergency	433
Animal Bite/Dog Bite	4
Animal Call	390
Arson	0
Assault	1
Assault with Firearm	0
Assault with a Knife	0
Assist Motorist	55
Attempt Theft Vehicle	1
Attempt to Locate	0
Attempted Burglary	0
Attempted Rape	0
Bad Check	0
Battery	13
Bomb Threat/Attack	0
Burglary - COLD	19
Burglary - HOT (In Progress)	1
Burglary - Attempt	2
Child Abuse or Neglect	0
Child Seat Inspection	10
Citizen Assist	45

YEAR 2011 TOTAL INCIDENT BY TYPES	
CLASSIFICATION	YEAR TO DATE
Citizen Dispute	8
Civil Matter	38
Commitment - Emergency	1
Computer Tampering	1
Conversion	7
Criminal Mischief	83
Criminal Recklessness	1
Crossing Guard Detail	1
Curfew	0
Custodial Interference	15
Damage Property	0
Dead Body	9
Deliver Message	10
Depriving Owner of Vehicle	0
Disabled Vehicle	150
Disaster	0
Disorderly Conduct	1
Disturbance	46
Domestic Battery w/o a Weapon	7
Domestic Disturbance	56
Domestic w/Weapon	1
Drive Off	0
Driving Complaint	197
Drowning	0
Drugs /Controlled Substance Problem	19
DUI	82
Environmental Inspection	0
Escort	268
Extra Patrol	11
Fail to Reg Sex Offender	0
False Report	1
Family Disturbance	22
Family Fight	3
Fatal Accident	1
Fight	2
Fingerprint	46
Fire Dispatch	89
Fire Vehicle – Car Fire	7
Firearms Permit Application	113
Fireworks	17
Forgery	0
Found Property	27
Fraud	32

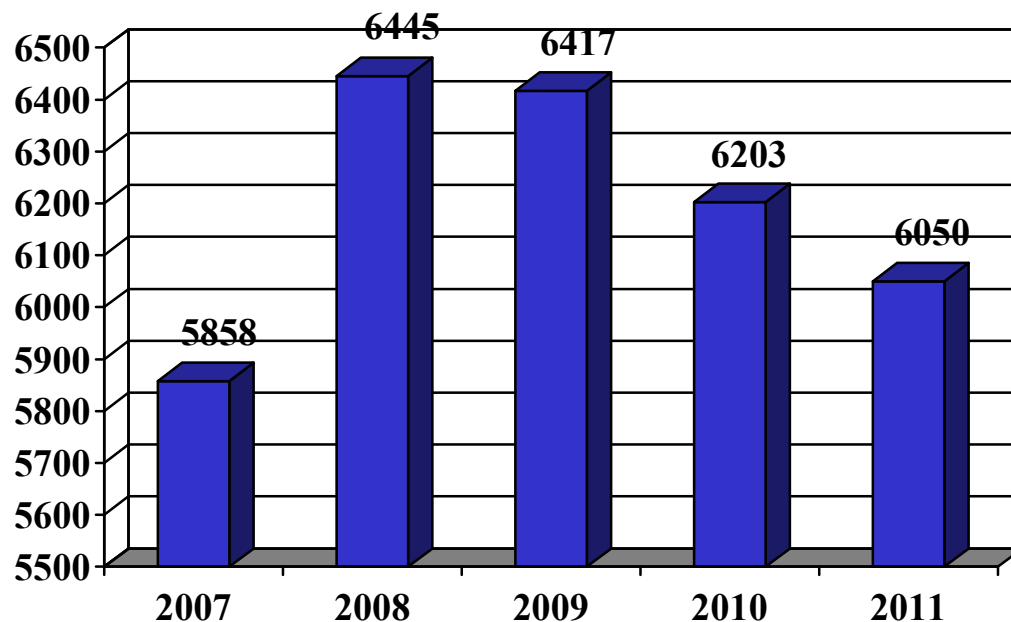
YEAR 2011 TOTAL INCIDENT BY TYPES	
CLASSIFICATION	YEAR TO DATE
Funeral Escort	67
Gambling	0
Harassment	15
Harassing Communications	28
Hazmat – Haz. Mat. Spill	0
Hit & Run Accident	29
Homicide	0
Hunting Complaint	0
Identity Theft	2
Illegal Burning	0
Illegal Dumping	10
Impounded Vehicle	0
Information	249
Injured Person	0
Intimidation	14
Intoxication	5
Invasion of Privacy	2
Juvenile Molestation	0
Juvenile Problem	101
K9 Usage	9
Littering	1
Lockout	2
Loitering	2
Lost or Stolen Property	19
Loud Music / Party	31
Man With Gun	1
Mental	1
Miscellaneous	9
Missing Person	9
Non-Sufficient Funds Check	0
Off Road Vehicle	40
Open Burning	8
Ordinance Violation	46
Overdose	1
Panhandling	3
Parking Problem	33
Patrol Notification	0
PD Accident	316
PI Accident	63
Pornography	1
Premise Check	2
Probation Violation	0
Property Damage	49

YEAR 2011 TOTAL INCIDENT BY TYPES	
CLASSIFICATION	YEAR TO DATE
Protection Order Violation	0
Prowler	0
Public Indecency	1
Railroad Problem	1
Rape	0
Reckless Driving	28
Recovered Stolen Property	4
Recovered Stolen Vehicle	1
Repossession	10
Residential Entry	1
Resisting / Interfering with Officer	5
Restraining Order Violation	3
Road Blockage	5
Robbery	1
Runaway Juvenile	4
Search Warrant	0
Sex Offense	4
Sexual Battery	1
Shots Fired	7
Soliciting	30
Stabbing	1
Structure Fire	3
Suicide	3
Suicide - Attempt	3
Suspicious Incident	138
Suspicious Person	118
Suspicious Vehicle	258
Tactical	2
Theft	73
Theft – Attempt	4
Theft from Vehicle	57
Theft Vehicle Other – Tractor, Bobcat, Trailers, Etc.	2
Theft – Automobile	4
Theft – Motorcycle	0
Theft – Truck / Bus	1
Theft – Vehicle Parts	0
Threatening	16
Traffic Hazard	76
Traffic Offense	93
Trespassing	10
Unauthorized Control	2
Unsecure Premise	37

YEAR 2011 TOTAL INCIDENT BY TYPES	
CLASSIFICATION	YEAR TO DATE
Unwanted Party	15
Utility Problem	26
Vacation Check - Extra Patrol	53
Vandalism	13
Vehicle Lockout	71
Vehicle Pursuit	0
Vicious Animal	5
VIN Inspection	207
Visiting A Common Nuisance	0
Warrant Served	29
Weapon Discharge	0
Weapon Offense	4
Welfare Check	118
TOTALS:	6,050

TOTAL NUMBER INCIDENTS -- 2007 - 2011					
	2007	2008	2009	2010	2011
Total Number of Incidents	5858	6445	6417	6203	6050

TOTAL INCIDENTS - 2007 - 2011



INVESTIGATIONS DIVISION – YEAR 2011
--

In 2011, the St. John Police Department Investigations Division was assigned a total of 118 cases. Of those 118 cases, 36 of those cases resulted in charges being filed on the suspects with the Lake County Prosecutors Office, and 25 suspects being arrested. This relates to 51% of the crimes investigated by the Investigations Division were closed by either charges being filed and/or actual arrests of the suspects involved in the crimes. In comparison, the percentage in 2010 was 43% of the crimes investigated by the Investigation Division were closed by either charges being filed and/or actual arrests of the suspects involved in the crimes. The percentage increase is due in part to the recent technological improvements which were implemented into the Investigations Division, namely Critical Reach and Leadsonline, and also through the improved relationships which, in turn, provided a better sharing of information between the area police departments and the St. John Police Investigations Division.

YEAR 2011 INVESTIGATIONS DIVISION REPORT			
CATEGORIES	TOTAL CASES ASSIGNED TO INVESTIGATIONS YEAR 2011	TOTAL CHARGES FILED BY INVESTIGATIONS YEAR 2011	TOTAL ARRESTS MADE BY INVESTIGATIONS YEAR 2011
Assist other Department	1	0	0
Attempted Murder	1	0	1
Battery	7	6	1
Battery On Law Enforcement	0	1	0
Burglary	10	4	4
Child Molesting	1	1	0
Civil Matter	1	0	0
Controlled Substance Possession/Sale	2	0	1
Conversion	0	0	0
Criminal Mischief	3	0	0
Criminal Recklessness	1	0	0
Criminal Trespass	1	0	0
Dealing in a Cont. Substance	1	0	3
Death Investigation	6	0	0
Domestic Battery	0	0	0
Extra Patrol	0	0	0
Failure of Duty	0	0	0
Found Property	0	0	0
Fraud / Identity Theft	14	8	3
Harassment	2	0	0
Illegal Possession of Alcohol	0	0	0
Information	22	0	0
Interference w/Reporting Crime	0	0	0
Intimidation	2	1	0
Invasion of Privacy	0	0	0
Leaving the Scene	0	0	0

YEAR 2011 INVESTIGATIONS DIVISION REPORT			
CATEGORIES	TOTAL CASES ASSIGNED TO INVESTIGATIONS YEAR 2011	TOTAL CHARGES FILED BY INVESTIGATIONS YEAR 2011	TOTAL ARRESTS MADE BY INVESTIGATIONS YEAR 2011
Missing Person	1	0	0
Obscene Material	1	0	0
Poss of Controlled Substance	0	0	0
Poss of Marijuana/Hashish	0	0	0
Poss of Paraphernalia	0	0	0
Possession Cocaine/Narcotic	0	0	0
Possession of Alcohol Minor	0	0	0
Public Indecency	0	0	0
Public Intoxication	0	0	0
Refusal to Identify	0	0	0
Resisting Law Enforcement	1	1	0
Robbery	1	0	0
Sex Offense	2	0	0
Theft/Receiving Stolen Prop	35	14	10
Threatening	1	0	0
Transfer to Other Agency	0	0	0
Visiting a Common Nuisance	0	0	0
Warrant	1	0	2
Weapons Offense	0	0	0
TOTALS:	118	36	25

TOTAL TRAFFIC CRASHES -- 2007 – 2011					
	2007	2008	2009	2010	2011
Total Number of Crashes	209	247	215	214	220
Total Number With Injuries	53	61	46	51	67
Total Number of Fatalities	0	1	0	0	0

Years 2007 thru 2011 indicate accidents wherein a State Crash Report was filed. These years' numbers do not include any Property Damage Accidents with damage under \$1000.00.

TOTAL TOWS PER TOW FIRM	2007	2008	2009	2010	2011
Emerald Towing (Heavy Wrecker)	0	1	0	0	1
Kubiak's Towing	112	115	122	97	84
St. John Auto	142	150	131	108	99
Stan's Towing	251	178	146	136	149
TOTAL NUMBER OF TOWS PER YEAR:	505	444	399	341	333

ANNUAL TRAINING REPORT – YEAR 2011		
OFFICER	RANK	TOTAL HOURS OF TRAINING
Frego, Fred A.	Chief	52
Demeter, David J.	Sergeant	38
Fryzel, Michael S.	Sergeant	26
Johnsen, Bernard J.	Sergeant	0
Dahlin, Jay L.	Corporal	28
Gardenhire, Timothy R.	Corporal	51
Poston, Dale W.	Corporal	49
Turturillo, James	Corporal	98
Adams, Shane L.	Officer	47
Andersen, Eric J.	Officer	85
Flores, Steven	Officer	99
Moffitt, Michael D.	Officer	26
Oszust, David M.	Officer	173
Rudzinski, Steven L.	Officer	42
Rybicki, David L.	Officer	33
Schreiber, Luke M.	Officer	36
Sidenbender, Brett J.	Officer	61
Stamate, Nicholas M.	Officer	58
Caudle, Daniel J. (Hired 09/11)	Reserve Officer	71
Conaway, Richard H.	Reserve Officer	16
Dolan, Sean P. (Hired 09/11)	Reserve Officer	68
Fialkowski, Richard L.	Reserve Officer	24
Gembala, Jeffrey D.	Reserve Officer	0
Ginaven, Gary E. (Hired 09/11)	Reserve Officer	56
Kolodziej, Daniel S. (Hired 09/11)	Reserve Officer	56
O'Leary, Joseph W.	Reserve Officer	26

ANNUAL TRAINING REPORT – YEAR 2011		
OFFICER	RANK	TOTAL HOURS OF TRAINING
O'Neill, Patrick J.	Reserve Officer	0
Renz, Joseph A.	Reserve Officer	0
Ross, Steven S. (Hired 09/11)	Reserve Officer	68
Smith, Timothy A.	Reserve Officer	6
Swets, Ronald S. (Hired 09/11)	Reserve Officer	71
Wolff, Mathew A.	Reserve Officer	24
Wroe, Clifford S.	Reserve Officer	30
Case, Linda	Dispatcher	48
Gorcos, Joan M.	Administrative Assistant	4
Luketic, Beth A.	Dispatcher	28
Macak, Pamela F.	Dispatcher	28
Rudzinski, Donna	Dispatcher	28
Wroe, Clifford	Dispatcher	52
Cooper, Krista	Dispatcher – Part-time	4
TOTAL HOURS OF TRAINING FOR YEAR 2011:		1710

ST. JOHN ANIMAL CONTROL 2011 YEAR END REPORT	
TOTAL NUMBER OF ANIMAL RELATED CALLS: (Included in the 399 calls were nine (9) Vicious Dog/Animal Bite Cases)	399
TOTAL NUMBER OF ANIMAL RELATED CALLS HANDLED BY AC OFFICER:	286
TOTAL NUMBER OF DUTY MILES LOGGED BY ANIMAL CONTROL OFFICER:	6,395
ADDITIONAL YEAR 2011 STATISTICS	
Number of Stray/Abandoned Cats and Dogs:	88
Number of Stray/Abandoned Cats and Dogs Returned to Owners:	74
Number of Animal Adoptions – Cats:	2
Number of Animal Adoptions – Dogs:	5
Number of Animals Transferred to Other Agency – Cats:	0
Number of Animals Transferred to Other Agency – Dogs:	3
Euthanizations:	
Feral Cats:	8
Sick/Injured Cats:	2
Unadoptable Cats:	2
Vicious Dogs:	2
Unadoptable Dogs:	1
Animal Related Calls Involving Trapped, Captured or Removed Animals from Homes and Properties in Town that were either Relocated or Euthanized (when necessary):	
Wild Animals (including foxes, raccoons, opossums, groundhogs, squirrels, bats, snakes, turtles and ducks):	30
Horses:	1
Pigs:	1
Dead Animals:	70
OTHER DUTIES HANDLED BY ANIMAL CONTROL OFFICER DURING YEAR 2011	
Maintenance of Animal Control Facility	
Maintenance at the Public Safety Facility (fountain, lawn, flowers and sidewalks)	
Responded and handled two (2) police calls	
Conducted Traffic Control for three (3) hours during a power outage	
Responded to a vehicle lockout at the Community Outpatient Center	
Assisted Town Mechanic in obtaining parts for Town vehicles	
Provided Security at the Haunted House on Halloween Night	
Provided Police Presence/Obligation at the Safety Village for both the Spring and Fall Terms	
Fulfilled occasional "Officer Friendly" obligations	