



ST. JOHN POLICE DEPARTMENT



2012 YEAR END REPORT

**By: Fred A. Frego
Chief of Police**



2012 YEAR END REPORT

TABLE OF CONTENTS

5-YEAR COMPARISON 2008-2012

Message from the Chief . . .

1.	Total Gas Cost / Mileage – 2008 to 2012	1
2.	Duty Mileage / Fuel Report	2
3.	Traffic Report by Officer – Tickets / Warnings – 2011 / 2012	3
4.	Yearly Average per Full-Time Patrol Officer – Tickets / Warnings	3
5.	Total Violations – Traffic / Parking / Warnings – 2008 to 2012	4
6.	Traffic / Parking Violations – 2008 to 2012 Graph	4
7.	Written Warnings – 2008 to 2012 Graph	4
8.	Traffic Citation Time Analysis – 2012	5
9.	Traffic Warning Time Analysis – 2012	6
10.	Racial Profiling Report by Officer and Demographic Analysis of Persons Cited – 01/01/2012 to 12/31/2012	7-13
11.	Total Adult Arrest Record – Misdemeanor & Felony – 2008 to 2012	14
12.	Total Adult Officer Arrests – 2011 / 2012	15
13.	Reported Crimes by Type – 2008 to 2012	16
14.	Total Reported Crimes – 2008 to 2012 Graph	17
15.	Total Incidents By Classifications – 2012	17-21
16.	Total Incidents – 2008 to 2012 Graph	21
17.	Investigations Division – Year 2012	22-23
18.	Total Traffic Crashes – 2008 to 2012	23
19.	Total Tows Per Tow Firm – 2008 to 2012	24
20.	Annual Training Report By Officer for Year 2012	24-25
21.	St. John Animal Control Report for Year 2012	26

February 7, 2013

Message from the Chief . . .

Greetings Mr. President and Town Council Members! The following narrative is a summary of our accomplishments during the past Year 2012, and an overview of our goals and objectives for the St. John Police Department in Year 2013. I am pleased to report that we continue to maintain a low crime rate in our community. The officers have worked diligently at reducing the rate of burglaries by nearly 40%.

The officers under my command continue to demonstrate the highest level of professionalism and diligence in carrying out their law enforcement duties. Every one of them continues to exhibit high standards and commitment to their profession. I commend all officers and our staff as we continue to work into the New Year 2013. I am proud that our Police Department continues to demonstrate a team effort to reach our objectives and goals.

Major Goals in 2013 are as follows:

- I. Indiana Law Enforcement Accreditation (ILEAC) is currently underway. This is a process that will elevate our Department to the highest standards of professionalism when completed. It will make our Department stand out as a unique example of outstanding professionalism in law enforcement to the community and the citizens of St. John. There are only twenty-two (22) police departments in Indiana who have achieved this prestigious status.
- II. The St. John Police Department was awarded a federal grant which will allow us to hire an additional officer and increase our staffing. This hire will allow us to implement a School Resource Officer (SRO) at Lake Central High School. This has been a major goal of the St. John Police Department. The addition of this officer will alleviate many of the safety concerns regarding our children, as those concerns will be addressed with the presence and duties of this officer in place.

I am personally grateful for the opportunity to work with, and appreciate the continued cooperation of, the St. John Town Council and Metropolitan Police Commission. Thank you for your support.

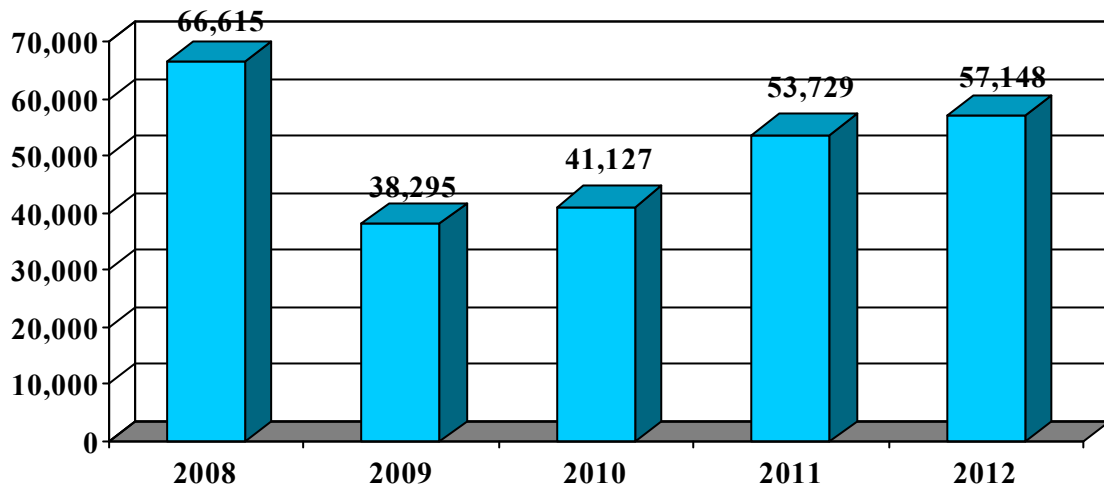
Sincerely,

Fred A. Frego
Chief of Police

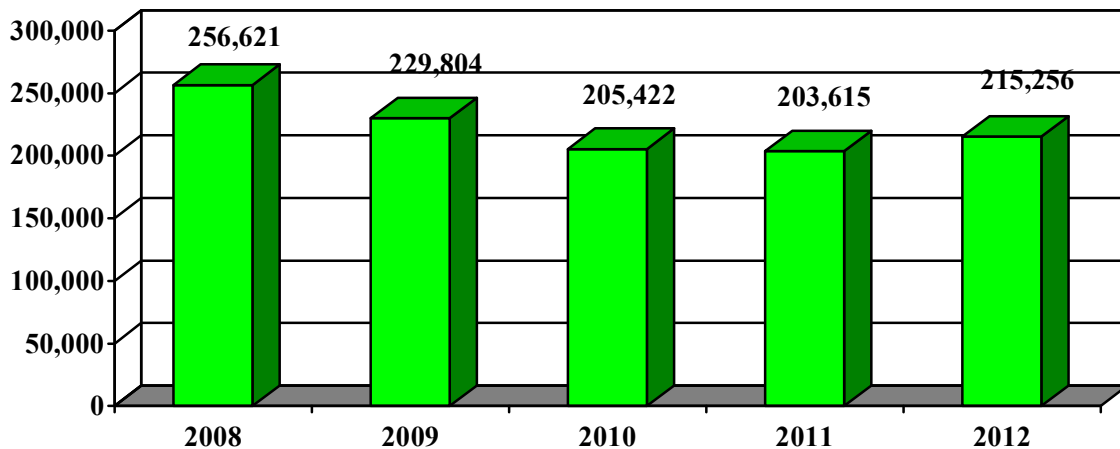
2012 YEAR END REPORT

TOTAL GAS COST / MILEAGE					
	2008	2009	2010	2011	2012
Total Gas Cost	\$66,615.02	\$38,294.64	\$41,127.50	\$53,729.89	\$57,148.94
Total Mileage	256,621	229,804	205,422	203,615	215,256

TOTAL GAS COST -- 2008 – 2012



TOTAL MILEAGE -- 2008 – 2012



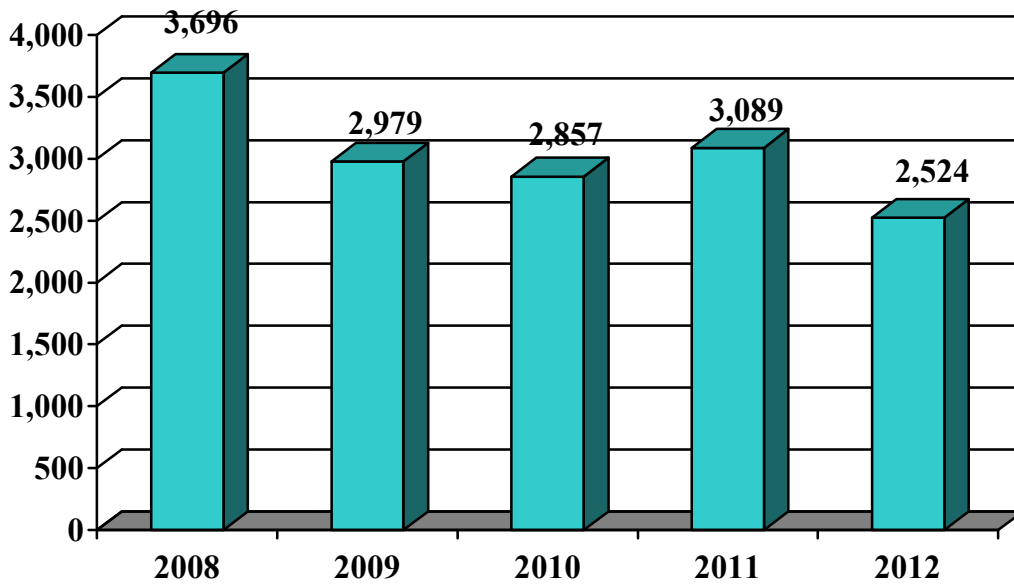
ST. JOHN POLICE DEPARTMENT DUTY MILEAGE / FUEL REPORT				
OFFICER	2012 MILES DRIVEN	2012 GALLONS OF FUEL	2012 FUEL COST	AVERAGE MILES PER GALLON
#1 - Frego, Chief F.	11,112	638.7	\$1,956.64	17.4
#12 - Demeter, Sergeant D.	9,962	741.5	\$2,284.08	13.4
#7 - Fryzel, Sergeant M.	13,976	1,129.2	\$3,484.45	12.4
#11 - Turturillo, Sergeant J.	7,426	600.2	\$1,839.04	12.4
#14 - Dahlin, Corporal J.	7,866	758.3	\$2,321.57	10.4
#10 - Gardenhire, Corporal T.	8,256	927.3	\$2,848.32	8.9
#8 - Poston, Corporal D. (Retired 03/12)	2,351	229.1	\$660.97	10.3
#19 - Adams, Officer S.	13,235	1,379.4	\$4,235.53	9.6
#9 - Andersen, Officer E.	5,171	523.3	\$1,600.42	9.9
#15 - Flores, Officer S.	10,949	815.6	\$2,499.72	13.4
#22 - Kolodziej, Officer D. (Hired 03/12)	14,913	977.2	\$3,067.24	15.3
#17 - Moffitt, Officer M.	12,312	1,194.6	\$3,653.31	10.3
#20 - Oszust, Officer D.	8,424	814.2	\$2,489.20	10.3
#4 - Rudzinski, Officer S.	9,720	749.3	\$2,296.19	13.0
#21 - Rybicki, Officer D.	12,620	1,073.3	\$3,298.20	11.8
#18 - Schreiber, Officer L.	12,660	1,054.7	\$3,246.74	12.0
#13 - Sidenbender, Officer B.	10,140	1,126.7	\$3,445.78	9.0
#16 - Stamate, Officer N.	8,773	765.3	\$2,326.29	11.5
#23 - Zuzich, Officer L. (Hired 09/12)	6,986	571.0	\$1,748.83	12.2
Unit #30	8,476	740.9	\$2,284.55	11.4
Unit #31	5,761	533.9	\$1,655.51	10.8
Unit #32	4,215	417.6	\$1,291.70	10.1
Unit #70	1,657	138.7	\$399.99	12.0
Unit #6	2,239	216.9	\$661.40	10.3
Unit #5	745	61.9	\$189.36	12.0
Unit T110	238	19.7	\$55.95	12.1
Command 100 - Diesel	0	0.0	\$0.00	0.0
ATV 1	29	1.2	\$3.84	24.2
ATV 2	62	3.1	\$9.52	20.0
AC#53 - Conaway, R.	4,982	421.0	\$1,294.61	11.8
YEAR 2012 TOTALS:	215,256	18,623.7	\$57,148.94	PATROL 11.62
YEAR 2011 TOTALS:	203,615	18,036.6	\$53,729.89	PATROL 11.54
YEAR 2010 TOTALS:	205,422	18,444.6	\$41,127.50	PATROL 11.15
YEAR 2009 TOTALS:	229,804	19,166.2	\$38,294.64	PATROL 12.11
YEAR 2008 TOTALS:	256,621	21,821.9	\$66,615.02	PATROL 11.75

TRAFFIC REPORT				
Officer	Year 2012 Tickets	Year 2011 Tickets	Year 2012 Warnings	Year 2011 Warnings
Sgt. D. Demeter	60	97	49	118
Sgt. M. Fryzel	91	101	11	26
Sgt. B. Johnsen (Retired 01/12)	0	105	0	5
Sgt. J. Turturillo	27	2	1	0
Cpl. J. Dahlin	138	134	6	8
Cpl. T. Gardenhire	45	56	16	9
Cpl. D. Poston (Retired 03/12)	14	64	2	28
Ofc. S. Adams	338	467	30	50
Ofc. E. Andersen	233	303	5	0
Det. Ofc. S. Flores	73	242	16	31
Ofc. D. Kolodziej (Hired 03/23/12)	190	-	95	-
Ofc. M. Moffitt	179	272	35	77
Ofc. D. Oszust	46	87	2	9
Ofc. S. Rudzinski	156	253	1	0
Ofc. D. Rybicki	257	304	16	55
Ofc. L. Schreiber	183	202	55	47
Ofc. B. Sidenbender	129	209	10	2
Ofc. N. Stamate	153	127	11	10
Ofc. N. Zuzich (Hired 09/07/12)	111	-	2	-
R. Ofc. M. Bunnell (Resigned 03/2011)	-	4	-	0
R. Ofc. R. Caudle	1	-	1	-
R. Ofc. S. Dolan (Terminated 12-27-12)	9	-	8	-
R. Ofc. R. Fialkowski	0	0	0	2
R. Ofc. J. O'Leary	1	2	0	2
R. Ofc. P. O'Neill	0	0	0	0
R. Ofc. S. Ross	0	-	3	-
R. Ofc. T. Smith	13	52	18	32
R. Ofc. R. Swets	77	-	36	-
R. Ofc. M. Wolff	0	5	5	8
R. Ofc. C. Wroe	0	1	0	0
TOTAL:	2524	3089	434	519
TOTAL AFTER SUBTRACTING HIGHLIGHTED NUMBERS:	2245	2722	302	326

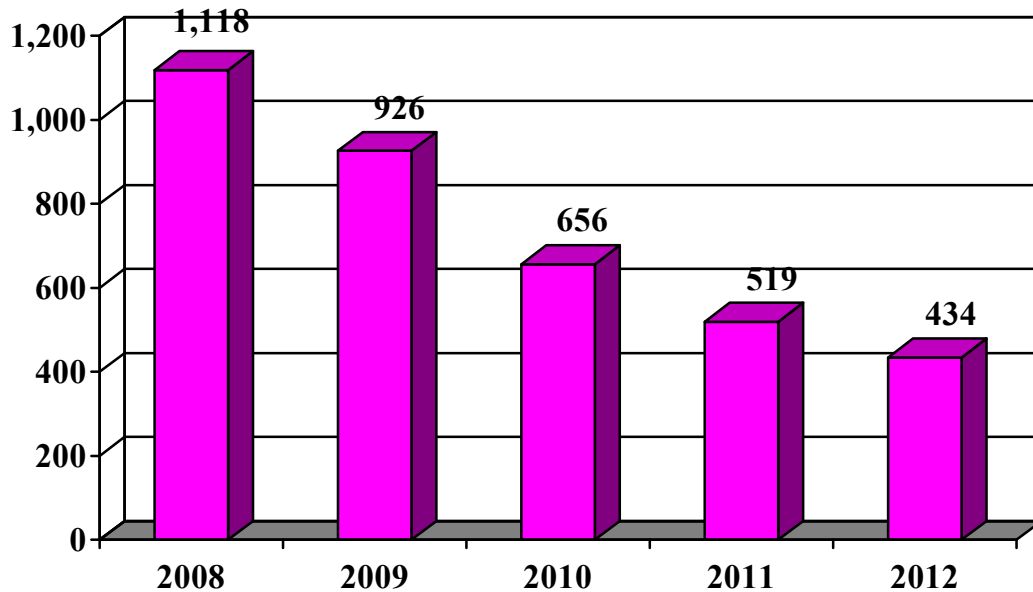
YEARLY AVERAGE PER FULL-TIME PATROL OFFICER		
[The numbers highlighted in yellow in the Traffic Report were deducted from the year-end totals and then divided by the number 15 (Year 2012) and the number 14 (Year 2011) to provide an average for full-time patrol officer.]		
	2012	2011
Tickets	149	194
Warnings	20	23

TOTAL VIOLATIONS / WARNINGS					
	2008	2009	2010	2011	2012
Traffic / Parking Violations	3696	2979	2857	3089	2524
Written Warnings	1118	926	656	519	434

TRAFFIC / PARKING VIOLATIONS -- 2008 – 2012



WRITTEN WARNINGS -- 2008 – 2012



TRAFFIC CITATION TIME ANALYSIS – 01/01/2012 TO 12/31/2012

TRAFFIC WARNING TIME ANALYSIS – 01/01/2012 TO 12/31/2012

RACIAL PROFILING REPORT BY OFFICER AND DEMOGRAPHIC ANALYSIS OF PERSONS CITED 01/01/2011 TO 12/31/2011 (Total Persons Cited – Duty, Grant, Animal Control and Code Enforcement)								
Officer	Total # Persons Cited	Male	Female	Unk	Race / Age	Male	Female	Unk
Adams, S.	677	417	260		No Entry	56	55	0
					Black	13	10	0
					White/Hispanic/La	28	6	0
					India Native	1	0	0
					Unknown	3	5	0
					White	316	184	0
					1 to 18	34	14	0
					19 to 25	104	74	0
					26 to 50	210	132	0
51 and over	69	40	0					
Andersen, E.	294	138	156	0	No Entry	24	26	0
					Asian	1	0	0
					Black	4	8	0
					Indian	0	1	0
					White/Hispanic/La	7	5	0
					Multiracial	1	0	0
					Unknown	3	3	0
					White	98	113	0
					1 to 18	12	11	0
					19 to 25	21	21	0
					26 to 50	76	92	0
51 and over	29	32	0					
Caudle, D.	1	1	0	0	No Entry	0	0	0
					Black	1	0	0
					26 to 50	1	0	0
Conaway, R. Animal Control	33	11	22	1	No Entry	0	0	0
					Black	1	0	0
					White/Hispanic/La	3	5	0
					White	7	17	0
					19 to 25	3	0	0
					26 to 50	5	21	0
51 and over	3	1	0					
Dahlin, J.	138	94	43	1	No Entry	13	7	1

RACIAL PROFILING REPORT BY OFFICER AND DEMOGRAPHIC ANALYSIS OF PERSONS CITED 01/01/2011 TO 12/31/2011 (Total Persons Cited – Duty, Grant, Animal Control and Code Enforcement)								
Officer	Total # Persons Cited	Male	Female	Unk	Race / Age	Male	Female	Unk
					Black	5	1	0
					Indian	0	1	0
					White/Hispanic/La	11	1	0
					Unknown	2	0	0
					White	63	33	0
					1 to 18	6	4	0
					19 to 25	26	10	0
					26 to 50	49	23	0
					51 and over	13	6	0
					Unknown	0	0	1
Demeter, D.	61	32	29	0	No Entry	2	2	0
					White/Hispanic/La	2	3	0
					White	28	24	0
					1 to 18	5	2	0
					19 to 25	7	9	0
					26 to 50	13	17	0
					51 and over	7	1	0
Dolan, S.	9	5	4	0	No Entry	2	0	0
					Black	0	2	0
					White	3	2	0
					1 to 18	2	1	0
					19 to 25	0	1	0
					26 to 50	3	2	0
Fialkowski, R.	0	0	0	0		0	0	0
Flores, S.	87	52	35	0	No Entry	7	5	0
					Asian	0	1	0
					Black	3	3	0
					White/Hispanic/La	2	2	0
					White	40	24	0
					1 to 18	4	4	0
					19 to 25	14	7	0
					26 to 50	31	20	0
					51 and over	3	4	00
Fryzel, M.	1020	626	327	67	No Entry	136	64	67
					Asian	1	0	0

RACIAL PROFILING REPORT BY OFFICER AND DEMOGRAPHIC ANALYSIS OF PERSONS CITED 01/01/2011 TO 12/31/2011 (Total Persons Cited – Duty, Grant, Animal Control and Code Enforcement)								
Officer	Total # Persons Cited	Male	Female	Unk	Race / Age	Male	Female	Unk
					Black	21	5	0
					Indiana	0	1	0
					White/Hispanic/La	25	5	0
					Unknown	18	15	0
					White	425	237	0
					1 to 18	24	19	0
					19 to 25	124	61	0
					26 to 50	312	188	0
					51 and over	166	59	2
					Unknown	0	0	65
Gardenhire, T.	367	198	168	1	No Entry	33	41	1
					Asian	0	1	0
					Black	3	3	0
					Indian	1	0	0
					White/Hispanic/La	6	4	0
					Unknown	2	4	0
					White	153	115	0
					1 to 18	11	4	0
					19 to 25	35	29	0
					26 to 50	105	100	0
					51 and over	47	35	0
					Unknown	0	0	1
Gembala, J.	0	0	0	0		0	0	0
Kolodziej, D.	263	184	78	1	No Entry	21	14	1
					Asian	1	1	0
					Black	6	4	0
					Indian	0	1	0
					White/Hispanic/La	29	2	0
					Unknown	6	1	0
					White	121	55	0
					1 to 18	11	0	0
					19 to 25	36	19	0
					26 to 50	112	47	0
					51 and over	25	12	0
					Unknown	0	0	1
Mainwaring, J.	348	282	15	51	No Entry	7	1	51
					Black	1	1	0
					White/Hispanic/La	2	0	0

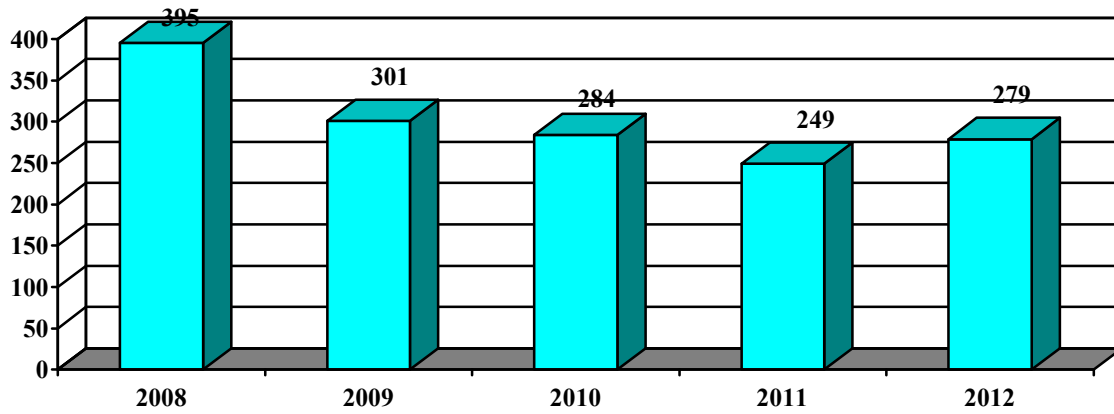
RACIAL PROFILING REPORT BY OFFICER AND DEMOGRAPHIC ANALYSIS OF PERSONS CITED 01/01/2011 TO 12/31/2011 (Total Persons Cited – Duty, Grant, Animal Control and Code Enforcement)								
Officer	Total # Persons Cited	Male	Female	Unk	Race / Age	Male	Female	Unk
					White	272	13	0
					26 to 50	41	8	0
					51 and over	238	6	0
					Unknown	3	1	51
Moffitt, M.	392	284	107	1	No Entry	33	13	1
					Asian	1	0	0
					Black	16	4	0
					White/Hispanic/La	16	6	0
					Unknown	0	3	0
					White	218	81	0
					1 to 18	30	10	0
					19 to 25	74	27	0
					26 to 50	142	55	0
					51 and over	38	15	0
					Unknown	0	0	1
O'Leary, J.	1	1	0	0	White	1	0	0
					19 to 25	1	0	0
O'Neill, P.	0	0	0	0		0	0	0
Oszust, D.	310	212	96	2	No Entry	26	19	2
					Black	4	1	0
					White/Hispanic/La	30	4	0
					Unknown	1	1	0
					White	151	71	0
					1 to 18	16	9	0
					19 to 25	62	27	0
					26 to 50	111	52	0
					51 and over	23	8	0
					Unknown	0	0	2
Poston, D.	14	4	10	0	No Entry	0	0	0
					Black	0	2	0
					White/Hispanic/La	1	0	0
					Unknown	0	1	0
					White	3	7	0
					19 to 25	1	4	0
					26 to 50	2	6	0
					51 and over	1	0	0
Ross, S.	0	0	0	0		0	0	0
Rudzinski, S.	158	93	63	2	No Entry	17	16	2
					Asian	0	2	0

RACIAL PROFILING REPORT BY OFFICER AND DEMOGRAPHIC ANALYSIS OF PERSONS CITED 01/01/2011 TO 12/31/2011 (Total Persons Cited – Duty, Grant, Animal Control and Code Enforcement)								
Officer	Total # Persons Cited	Male	Female	Unk	Race / Age	Male	Female	Unk
					Black	1	2	0
					Indian	1	0	0
					White/Hispanic/La	18	3	0
					Multiracial	1	0	0
					Unknown	5	1	0
					White	50	39	0
					1 to 18	5	3	0
					19 to 25	23	10	0
					26 to 50	43	38	2
					51 and over	22	12	0
Rybicki, D.	258	186	72	0	No Entry	15	9	0
					Asian	1	0	0
					Black	18	1	0
					White/Hispanic/La	23	3	0
					Multiracial	1	0	0
					White	128	59	0
					1 to 18	21	6	0
					19 to 25	63	12	0
					26 to 50	79	44	0
					51 and over	23	10	0
Schreiber, L.	183	127	56	0	No Entry	12	4	0
					Black	8	0	0
					White/Hispanic/La	3	3	0
					Unknown	5	3	0
					White	99	46	0
					1 to 18	11	4	0
					19 to 25	26	6	0
					26 to 50	67	27	0
					51 and over	23	19	0
Sidenbender, B.	131	98	33		No Entry	12	4	0
					Black	1	0	0
					White/Hispanic/La	4	4	0
					India Native	1	0	0
					Unknown	3	0	0
					White	77	25	0
					1 to 18	26	0	0
					19 to 25	14	8	0
					26 to 50	49	22	0
					51 and over	9	3	0
Smith, T.	13	9	4	0	No Entry	0	0	0
					White/Hispanic/La	1	0	0
					White	8	4	0
					1 to 18	2	0	0

RACIAL PROFILING REPORT BY OFFICER AND DEMOGRAPHIC ANALYSIS OF PERSONS CITED 01/01/2011 TO 12/31/2011 (Total Persons Cited – Duty, Grant, Animal Control and Code Enforcement)								
Officer	Total # Persons Cited	Male	Female	Unk	Race / Age	Male	Female	Unk
					19 to 25	1	2	0
					26 to 50	5	2	0
					51 and over	1	0	0
Stamate, N.	153	94	58	1	No Entry	20	9	1
					Black	2	2	0
					White/Hispanic/La	4	4	0
					Unknown	4	1	0
					White	64	42	0
					1 to 18	8	2	0
					19 to 25	28	21	0
					26 to 50	48	30	0
					51 and over	10	5	0
					Unknown	0	0	1
Swets, R.	77	54	22	1	No Entry	6	6	1
					Black	2	0	0
					White/Hispanic/La	2	0	0
					Unknown	2	0	0
					White	42	16	0
					1 to 18	1	2	0
					19 to 25	17	8	0
					26 to 50	28	10	0
					51 and over	8	2	0
					Unknown	0	0	1
Turturillo, J.	34	23	11	0	No Entry	3	0	0
					White/Hispanic/La	4	0	0
					Unknown	1	0	0
					White	15	11	0
					1 to 18	1	1	0
					19 to 25	8	4	0
					26 to 50	9	5	0
					51 and over	5	1	0
Wolff, M.	0	0	0	0	No Entry	0	0	0
Wroe, C.	0	0	0	0	No Entry	0	0	0

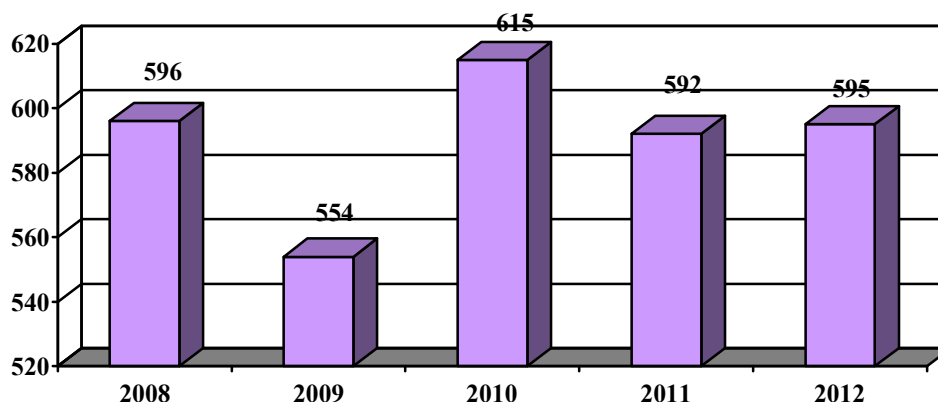
DEMOGRAPHIC ANALYSIS OF PERSONS CITED 01/01/2012 TO 12/31/2012												
Total Persons Cited (Duty, Grant, Animal Control and Code Enforcement):										5249		
Male: 3382				Female: 1739				Unknown: 128				
Race:				Male			Female			Unknown		
No Entry				463			304			128		
Asian				5			5			0		
Black				113			50			0		
Indian				2			5			0		
White / Hispanic / Latin				227			65					
Multiracial				3			0			0		
Indian Native				2			0			0		
Unknown				62			40			0		
White				2505			1270			0		
AGE	MALE	FEMALE	UNK	AGE	MALE	FEMALE	UNK	AGE	MALE	FEMALE	UNK	
13	0	0	0	14	4	0	0	15	6	2	0	
16	28	13	0	17	69	31	0	18	130	56	0	
19	114	60	0	20	103	43	0	21	116	63	0	
22	126	62	0	23	100	51	0	24	84	57	0	
25	89	39	0	26	84	33	0	27	83	44	0	
28	60	33	0	29	82	37	0	30	88	41	0	
31	68	38	0	32	78	36	0	33	61	33	2	
34	79	51	0	35	58	44	0	36	64	42	0	
37	49	45	0	38	67	56	0	39	57	47	0	
40	62	34	0	41	78	36	0	42	61	43	0	
43	50	42	0	44	78	47	0	45	41	42	0	
46	63	27	0	47	54	43	0	48	49	37	0	
49	63	21	0	50	49	31	0	51	36	32	0	
52	45	23	0	53	43	18	0	54	28	20	0	
55	52	21	0	56	36	22	1	57	42	16	0	
58	37	10	0	59	29	13	0	60	25	14	0	
61	25	7	1	62	24	10	0	63	20	11	0	
64	23	9	0	65	20	8	0	66	11	7	0	
67	5	2	0	68	4	6	0	69	4	4	0	
70	9	3	0	71	9	2	0	72	6	1	0	
73	6	7	0	74	8	3	0	75	5	1	0	
76	0	0	0	77	3	2	0	78	4	1	0	
79	2	2	0	80	0	1	0	81	0	1	0	
82	1	0	0	83	1	0	0	84	0	0	0	
85	0	0	0	86	36	0	0	87	184	0	0	
88	0	1	0	96	1	0	0	NO DOB	3	1	124	

TOTAL ADULT ARREST RECORD					
	2008	2009	2010	2011	2012
Misdemeanor / Felony Arrests	395	301	284	249	279



TOTAL ADULT OFFICER ARRESTS		
OFFICER	2012	2011
Sgt. D. Demeter	10	9
Sgt. M. Fryzel	0	1
Sgt. B. Johnsen (Retired 01-02-2012)	0	1
Sgt. J. Turturillo	7	5
Cpl. J. Dahlin	17	14
Cpl. T. Gardenhire	2	3
Ofc. D. Poston (Retired 03-04-2012)	2	3
Ofc. S. Adams	23	28
Ofc. E. Andersen	0	2
Ofc. S. Flores	14	25
Ofc. D. Kolodziej (Hired 03-23-12)	29	
Ofc. M. Moffitt	36	62
Ofc. D. Oszust	15	3
Ofc. S. Rudzinski	12	8
Ofc. D. Rybicki (Hired 02-24-2011)	69	50
Ofc. L. Schreiber	15	17
Ofc. B. Sidenbender	8	9
Ofc. N. Stamate	7	9
Ofc. L. Zuzich (Hired 09-07-2012)	11	
Reserve Ofc. D. Caudle	2	0
Reserve Ofc. R. Conaway	0	0
Reserve Ofc. R. Fialkowski	0	0
Reserve Ofc. J. O'Leary	0	0
Reserve Ofc. P. O'Neill	0	0
Reserve Ofc. T. Smith	0	0
Reserve Ofc. M. Wolff	0	0
Reserve Ofc. C. Wroe	0	0
TOTAL ADULT ARRESTS	279	249

REPORTED CRIMES BY TYPE					
YEARS 2008 – 2012					
TYPE OF CRIME	2008	2009	2010	2011	2012
Alcohol Offenses / Minor Consumption (Including DUI)	142	93	94	89	84
Arson	1	0	0	0	0
Arson – Attempted	0	0	0	0	0
Auto Theft	3	9	3	9	6
Auto Theft – Attempted	0	4	0	1	4
Battery / Assault	23	21	16	23	22
Burglary	17	11	8	23	14
Burglary – Attempted	1	1	2	2	3
Child Abuse / Neglect	1	2	4	1	1
Computer Tampering	0	0	0	1	0
Criminal Mischief	113	101	116	85	104
Criminal Recklessness	2	1	1	1	2
Disorderly Conduct	4	6	2	5	1
Domestic Battery / Violence	39	46	42	40	60
Drugs / Controlled Substance Problem	28	27	37	30	36
Forgery	0	0	0	1	0
Fraud / Identity Theft / Check Deception	18	19	32	37	32
Harassment / Harassment TX	37	31	46	47	64
Homicide	0	0	0	0	0
Homicide – Attempted	0	0	0	2	0
Intimidation	16	14	11	15	11
Invasion of Privacy	9	2	6	2	1
Loitering	0	0	0	1	0
Pornography / Obscene Material	0	0	0	1	0
Public Indecency	2	0	0	0	0
Public Intoxication	5	10	13	4	10
Rape	0	0	0	0	0
Resisting Law Enforcement	6	8	6	10	6
Robbery	2	1	1	1	1
Sexual Battery	2	1	0	0	1
Sexual Offense	2	1	2	4	3
Suicide	1	0	0	3	0
Suicide – Attempted	5	0	2	3	7
Theft (Conversion)	103	110	147	135	105
Theft – Attempted	3	3	4	4	4
Trespassing	10	15	17	8	9
Weapon Offense	1	7	4	4	4
TOTALS	596 Down ↓ 7% over 2007	554 Down ↓ 7% Over 2008	615 Up ↑ 11% over 2009	592 Down ↓ 3.6% over 2010	595 No Change over 2011

TOTAL REPORTED CRIMES -- 2008 – 2012

YEAR 2012 TOTAL INCIDENT BY TYPES	YEAR 2012 TOTAL
911 Hang-up	88
911 Hang-up with Open Line	4
911 Misdial	8
Abandoned Vehicle	13
Agency Assist	640
Alarm	628
Alcohol Offense	9
Ambulance Call / Medical Emergency	92
Animal Bite/Dog Bite	8
Animal Call	381
Arson	0
Assault	0
Assault with Firearm	0
Assault with a Knife	0
Assist Motorist	24
Attempt Theft Vehicle	0
Attempt to Locate	0
Attempted Burglary	0
Attempted Rape	0
Bad Check	0
Battery	22
Bomb Threat/Attack	0
Burglary - COLD	14
Burglary - HOT (In Progress)	0
Burglary - Attempt	3
Child Abuse or Neglect	1
Child Seat Inspection	12
Citizen Assist	43

YEAR 2012 TOTAL INCIDENT BY TYPES	YEAR 2012 TOTAL
Citizen Dispute	6
Civil Matter	30
Commitment - Emergency	2
Computer Tampering	0
Conversion	5
Criminal Mischief / Vandalism	104
Criminal Recklessness	2
Crossing Guard Detail	2
Curfew	0
Custodial Interference	11
Damage Property	0
Death Investigation / Dead Body	9
Deliver Message	5
Depriving Owner of Vehicle	0
Disabled Vehicle	157
Disaster	0
Disorderly Conduct	1
Disturbance	55
Domestic Battery w/o a Weapon	6
Domestic Disturbance	53
Domestic w/Weapon	1
Drive Off	0
Driving Complaint	203
Drowning	0
Drugs /Controlled Substance Problem	36
DUI	75
Environmental Inspection / Hazard	1
Escort	271
Extra Patrol	26
Fail to Reg Sex Offender	0
False Report	1
Family Disturbance	0
Family Fight	0
Fatal Accident	1
Fight	4
Fingerprint	43
Fire Dispatch	36
Fire Vehicle – Car Fire	0
Firearms Permit Application	116
Fireworks	43
Forgery	0
Found Property	29
Fraud	32
Funeral Escort	65

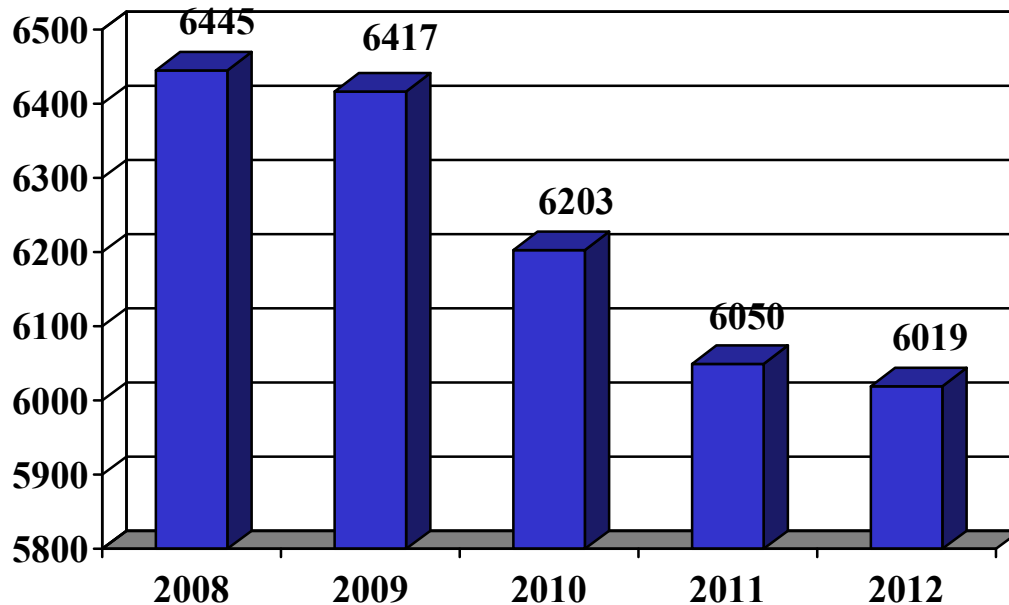
YEAR 2012 TOTAL INCIDENT BY TYPES	YEAR 2012 TOTAL
Gambling	0
Harassment	16
Harassing Communications	48
Hazmat – Haz. Mat. Spill	1
Hit & Run Accident	28
Homicide	0
Hunting Complaint	1
Identity Theft	0
Illegal Burning	0
Illegal Dumping	8
Impounded Vehicle	0
Information	273
Injured Person	0
Intimidation	11
Intoxication	10
Invasion of Privacy	1
Juvenile Molestation	0
Juvenile Problem	101
K9 Usage	2
Littering	1
Lockout (Including Vehicle Lockouts)	85
Loitering	0
Lost or Stolen Property	21
Loud Music / Party	34
Man With Gun	0
Mental	2
Miscellaneous	6
Missing Person	7
Non-Sufficient Funds Check	0
Off Road Vehicle	31
Open Burning	3
Ordinance Violation	38
Overdose	4
Panhandling	1
Parking Problem	36
Patrol Notification	0
PD Accident	292
PI Accident	47
Pornography	0
Premise Check	0
Probation Violation	0
Property Damage	56
Protection Order Violation	1
Prowler	0

YEAR 2012 TOTAL INCIDENT BY TYPES	YEAR 2012 TOTAL
Public Indecency	0
Railroad Problem	0
Rape	0
Reckless Driving	17
Recovered Stolen Property	4
Recovered Stolen Vehicle	0
Repossession	4
Residential Entry	1
Resisting / Interfering with Officer	6
Restraining Order Violation	1
Road Blockage	2
Robbery	1
Runaway Juvenile	7
Search Warrant	1
Sex Offense	3
Sexual Battery	1
Shots Fired	12
Soliciting	23
Stabbing	0
Suicide	0
Suicide - Attempt	7
Suspicious Incident	164
Suspicious Person	108
Suspicious Vehicle	288
Tactical	7
Theft	65
Theft – Attempt	4
Theft from Vehicle	39
Theft Vehicle Other – Tractor, Bobcat, Trailers, Etc.	1
Theft – Automobile	3
Theft – Motorcycle	0
Theft – Truck / Bus	2
Theft – Vehicle Parts	1
Threatening	7
Traffic Hazard	62
Traffic Offense	96
Trespassing	9
Unauthorized Control	3
Unsecure Premise	35
Unwanted Party	16
Utility Problem	18
Vacation Check - Extra Patrol	52
Vagrancy	1

YEAR 2012 TOTAL INCIDENT BY TYPES	YEAR 2012 TOTAL
Vehicle Pursuit	2
Vicious Animal	0
VIN Inspection	212
Visiting A Common Nuisance	0
Warrant Served	33
Weapon Discharge	0
Weapon Offense	4
Welfare Check	111
TOTALS:	6,019

TOTAL NUMBER INCIDENTS -- 2008 – 2012					
	2008	2009	2010	2011	2012
Total Number of Incidents	6445	6417	6203	6050	6019

TOTAL INCIDENTS – 2008 – 2012



INVESTIGATIONS DIVISION – YEAR 2012

In 2012, the St. John Police Department Investigations Division was assigned a total of 117 cases. Of those 117 cases, 52 resulted in charges being filed on the suspect with the Lake County Prosecutor’s Office, and 22

suspects being arrested. This relates to 63% of the crimes investigated by the Investigations Division were closed by either charges being filed and/or actual arrests of the suspects involved in the crimes. In comparison, the percentage in 2011 was 51% of the crimes investigated by the Investigation Division were closed by either charges being filed and/or actual arrests of the suspects involved in the crimes. The success rate continues to improve due to cooperation within the department itself along with much improved cooperation between local agencies

YEAR 2012 INVESTIGATIONS DIVISION REPORT			
CATEGORIES	TOTAL CASES ASSIGNED TO INVESTIGATIONS YEAR 2012	TOTAL CHARGES FILED BY INVESTIGATIONS YEAR 2012	TOTAL ARRESTS MADE BY INVESTIGATIONS YEAR 2012
Assist other Department	2	0	0
Attempted Murder	0	0	0
Battery	9	10	0
Battery On Law Enforcement	0	0	0
Burglary	11	2	1
Child Molesting	0	0	0
Civil Matter	0	0	0
Controlled Substance Possession/Sale	1	2	0
Conversion	2	3	0
Criminal Mischief	5	5	0
Criminal Recklessness	0	0	0
Criminal Trespass	1	0	0
Dealing in a Cont. Substance	0	0	1
Death Investigation	3	0	0
Domestic Battery	0	0	0
Extra Patrol	0	0	0
False Reporting	1	1	0
Found Property	0	0	0
Fraud / Identity Theft	23	10	4
Harassment	11	1	0
Illegal Possession of Alcohol	1	1	1
Information	6	0	0
Interference w/Reporting Crime	0	0	0
Intimidation	1	1	1
Invasion of Privacy	0	0	0
Leaving the Scene	2	0	0
Missing Person	0	0	0
Obscene Material	0	0	0
Poss of Controlled Substance	1	3	2
Poss of Marijuana/Hashish	3	1	2
Poss of Paraphernalia	0	0	0
Possession Cocaine/Narcotic	0	0	0

YEAR 2012 INVESTIGATIONS DIVISION REPORT			
CATEGORIES	TOTAL CASES ASSIGNED TO INVESTIGATIONS YEAR 2012	TOTAL CHARGES FILED BY INVESTIGATIONS YEAR 2012	TOTAL ARRESTS MADE BY INVESTIGATIONS YEAR 2012
Possession of Alcohol Minor	0	0	0
Public Indecency	0	0	0
Public Intoxication	0	0	0
Refusal to Identify	0	0	0
Resisting Law Enforcement	0	0	0
Robbery	1	0	0
Sex Offense	5	1	0
Theft/Receiving Stolen Prop	24	10	9
Threatening	0	0	0
Transfer to Other Agency	2	0	0
Visiting a Common Nuisance	0	0	0
Warrant	1	0	1
Weapons Offense	1	1	0
Totals:	117	52	22

TOTAL TRAFFIC CRASHES -- 2008 – 2012					
	2008	2009	2010	2011	2012
Total Number of Crashes	247	215	214	220	184
Total Number With Injuries	61	46	51	67	45
Total Number of Fatalities	1	0	0	0	1

Years 2007 thru 2011 indicate accidents wherein a State Crash Report was filed. These years' numbers do not include any Property Damage Accidents with damage under \$1000.00.

TOTAL TOWS PER TOW FIRM	2008	2009	2010	2011	2012
Emerald Towing (Heavy Wrecker)	1	0	0	1	1
Kubiak's Towing	115	122	97	84	60
St. John Auto	150	131	108	99	102

Stan's Towing	178	146	136	149	282
TOTAL NUMBER OF TOWS PER YEAR:	444	399	341	333	445

ANNUAL TRAINING REPORT – YEAR 2012		
OFFICER	RANK	TOTAL HOURS OF TRAINING
Frego, Fred A.	Chief	32.5
Demeter, David J.	Sergeant	39.5
Fryzel, Michael S.	Sergeant	44.5
Turturillo, James	Sergeant	37.0
Dahlin, Jay L.	Corporal	66.5
Gardenhire, Timothy R.	Corporal	65.5
Adams, Shane L.	Officer	48.5
Andersen, Eric J.	Officer	16.5
Flores, Steven	Officer	76.5
Kolodziej, Daniel S.	Officer	631.0
Moffitt, Michael D.	Officer	70.5
Oszust, David M.	Officer	55.0
Rudzinski, Steven L.	Officer	102.5
Rybicki, David L.	Officer	130.5
Schreiber, Luke M.	Officer	33.5
Sidenbender, Brett J.	Officer	60.5
Stamate, Nicholas M.	Officer	87.0
Zuzich, Lucas H.	Officer	34.5
Caudle, Daniel J.	Reserve Officer	4.0
Conaway, Richard H.	Reserve Officer	0.0
Dolan, Sean P.	Reserve Officer	8.0
Fialkowski, Richard L.	Reserve Officer	20.5
O'Leary, Joseph W.	Reserve Officer	4.0
O'Neill, Patrick J.	Reserve Officer	0.0
Ross, Steven S.	Reserve Officer	25.0
Smith, Timothy A.	Reserve Officer	4.0
Swets, Ronald S.	Reserve Officer	0.0
Wolff, Mathew A.	Reserve Officer	20.5
Wroe, Clifford S.	Reserve Officer	29.5
Case, Linda	Dispatcher	0.0
Gorcos, Joan M.	Administrative Assistant	3.0

ANNUAL TRAINING REPORT – YEAR 2012		
OFFICER	RANK	TOTAL HOURS OF TRAINING
Luketic, Beth A.	Dispatcher	0.0
Macak, Pamela F.	Dispatcher	1.0
Rudzinski, Donna	Dispatcher	1.0
Wroe, Clifford	Dispatcher	9.0
Cooper, Krista	Dispatcher – Part-Time	0.0
Parker, Karen	Dispatcher – Part-Time	0.0
TOTAL HOURS OF TRAINING FOR YEAR 2012:		1761

ST. JOHN ANIMAL CONTROL 2012 YEAR END REPORT	
TOTAL NUMBER OF ANIMAL RELATED CALLS: (Included in the 399 calls were nine (9) Vicious Dog/Animal Bite Cases)	390
TOTAL NUMBER OF ANIMAL RELATED CALLS HANDLED BY AC OFFICER:	
TOTAL NUMBER OF DUTY MILES LOGGED BY ANIMAL CONTROL OFFICER:	5,275
TOTAL NUMBER OF CITATIONS ISSUED:	66
TOTAL NUMBER OF WARNINGS ISSUED:	52
TOTAL NUMBER OF ANIMAL/DOG BITE CASES:	9
ADDITIONAL YEAR 2012 STATISTICS	
Number of Stray/Lost/Abandoned Dogs:	86
Number of Stray/Lost/Abandoned Dogs Returned to Owners:	76
Number of Stray/Lost/Abandoned Cats:	10
Number of Stray/Abandoned Cats Returned to Owners:	1
Number of Lost and Returned Pot Bellied Pigs:	1
Number of Animal Adoptions – Cats:	1
Number of Animal Adoptions – Dogs:	5
Euthanizations:	
Feral Cats:	1
Sick/Injured Cats:	7
Vicious Dogs (Euthanized at owner's request):	2
Unadoptable Dogs:	5
Numerous other Animal Related Calls Involving Trapped, Captured or Removed Animals from Homes and Properties in Town that were either Relocated or Euthanized (when necessary) included Wild Animals (including raccoons, squirrels, muskrats, bats, birds, snakes, and three (3) very large and dangerous snapping turtles).	
Wild Animals (including foxes, raccoons, opossums, groundhogs, squirrels, bats, snakes, turtles and ducks):	30
Dead Animals:	75
OTHER DUTIES HANDLED BY ANIMAL CONTROL OFFICER DURING YEAR 2012	
Maintenance of Animal Control Facility	
Maintenance at the Public Safety Facility (fountain, lawn, flowers and sidewalks)	
Provided Police Presence/Obligation at the Safety Village for both the Spring and Fall Terms	
Assisted with Crossing Guard Detail at Clark Middle School in January and February	
Educated St. John Residents on ways to Prevent or take care of Certain Animal Related Problems	