



ST. JOHN POLICE DEPARTMENT



2013 YEAR END REPORT

**By: Fred A. Frego
Chief of Police**



2014 YEAR END REPORT TABLE OF CONTENTS 5-YEAR COMPARISON 2010-2014

Message from the Chief . . .

1.	Total Gas Cost / Mileage – 2010 to 2014	1
2.	Duty Mileage / Fuel Report	2
3.	Traffic Report by Officer – Tickets / Warnings – 2014 / 2013	3
4.	Yearly Average per Full-Time Patrol Officer – Tickets / Warnings	3
5.	Total Violations – Traffic / Parking / Warnings – 2010 to 2014	4
6.	Traffic / Parking Violations – 2010 to 2014 Graph	4
7.	Written Warnings – 2010 to 2014 Graph	4
8.	Traffic Citation Time Analysis – 2014	5
9.	Traffic Warning Time Analysis – 2014	6
10.	Racial Profiling Report by Officer and Demographic Analysis of Persons Cited – 01/01/2014 to 12/31/2014	7-13
11.	Total Adult Arrest Record – Misdemeanor & Felony – 2010 to 2014	14
12.	Total Adult Officer Arrests – 2011 / 2013	15
13.	Reported Crimes by Type – 2010 to 2014	16
14.	Total Reported Crimes – 2010 to 2014 Graph	17
15.	Total Incidents By Classifications – 2014	17-21
16.	Total Incidents – 2010 to 2014 Graph	21
17.	Investigations Division – Year 2014	22-23
18.	Total Traffic Crashes – 2010 to 2014	23
19.	Total Tows Per Tow Firm – 2010 to 2014	24
20.	Annual Training Report By Officer for Year 2014	24-25
21.	St. John Animal Control Report for Year 2014	26

February 7, 2014

Message from the Chief . . .

St. John Town Council members, I am pleased to present the 2013 Year End Report to you.

In 2013, we continued to maintain our community's low crime rate, one of the lowest in Lake County. Our officers have continued to be vigilant, proactively working to maintain our low rate of crime.

All St. John police officers and staff remain cognizant of projecting professionalism at all times. Our police officers promote team work amongst themselves, which affects a smooth operation of the St. John Police Department. I commend all police officers and staff for their dedication.

The goals we enumerated for last year's end of year report for the most part have come to fruition. Those being:

- I. Indiana Law Enforcement Accreditation (ILEAC) is more than half completed. Completion of the Accreditation Process is anticipated sometime mid-year.
- II. With the award of a Federal COPS Grant and an Inter-Local Agreement with neighboring towns and the Lake Central School Corporation, a Student Resource Officer is now permanently assigned and active at Lake Central High School.

In 2013, the St. John Police Department was able to increase staffing with the hiring of a new officer. The COPS Grant mandated the hiring of a military veteran. This officer has completed all training and is on duty serving the citizens of St. John.

I thank the St. John Town Council for enabling the Department to maintain a high level of operation through the acquisition of the latest technology, as well as upgraded weapons, equipment and vehicles. This allows for the highest level of operation for our Police Department.

Thank you for your support in maintaining the highest level of Public Safety and Law Enforcement for the citizens of the Town of St. John, Indiana. I look forward to continued success in 2014.

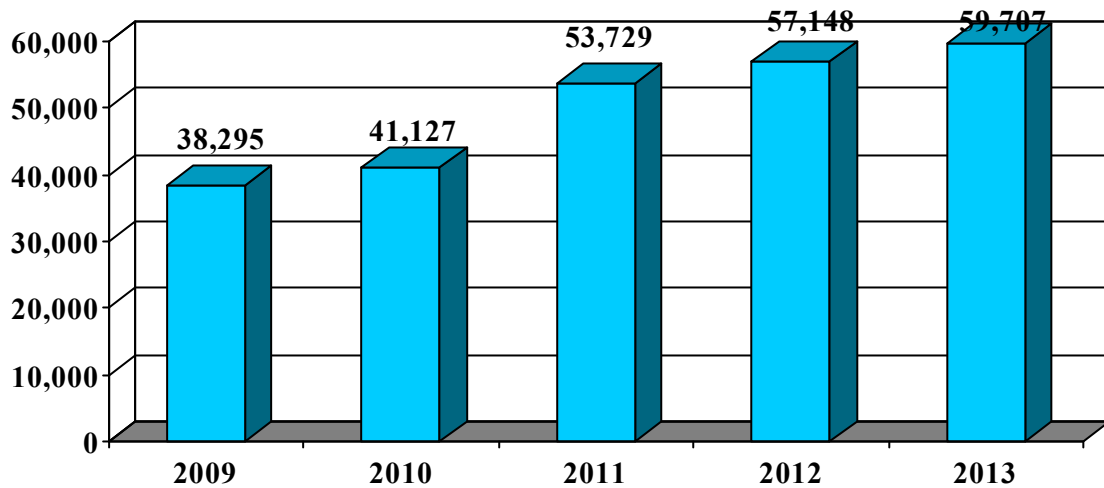
Sincerely,

Fred A. Frego
Chief of Police

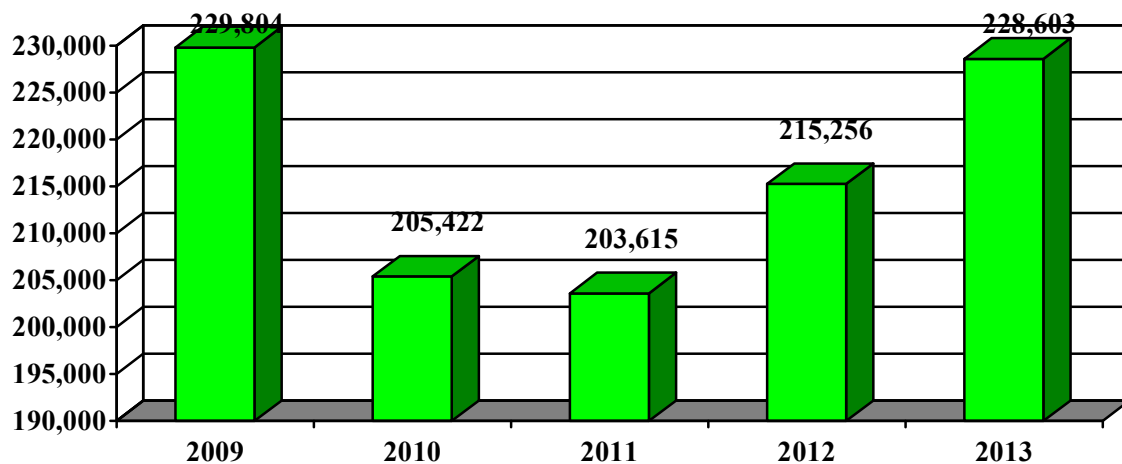
2013 YEAR END REPORT

TOTAL GAS COST / MILEAGE					
	2009	2010	2011	2012	2013
Total Gas Cost	\$38,294.64	\$41,127.50	\$53,729.89	\$57,148.94	\$59,706.63
Total Mileage	229,804	205,422	203,615	215,256	228,603

TOTAL GAS COST -- 2009 – 2013



TOTAL MILEAGE -- 2009 – 2013



ST. JOHN POLICE DEPARTMENT DUTY MILEAGE / FUEL REPORT				
OFFICER	2013 MILES DRIVEN	2013 GALLONS OF FUEL	2013 FUEL COST	AVERAGE MILES PER GALLON
#1 - Frego, Chief F.	11,090	648.17	\$1,949.37	17.11
#12 - Demeter, Sergeant D.	10,821	835.16	\$2,519.23	12.96
#7 - Fryzel, Sergeant M.	10,531	978.15	\$2,928.01	10.77
#11 - Turturillo, Sergeant J.	5,778	356.60	\$1,067.78	16.20
#14 - Dahlin, Corporal J.	7,971	792.91	\$2,264.10	10.05
#10 - Gardenhire, Corporal T.	9,529	967.56	\$2,876.41	9.85
#4 - Rudzinski, Corporal S.	12,004	906.39	\$2,750.23	13.24
#19 - Adams, Officer S.	13,056	1,293.59	\$3,887.17	10.09
#9 - Andersen, Officer E.	7,645	697.65	\$2,098.94	10.96
#15 - Flores, Detective/Officer S.	8,591	662.64	\$1,965.62	12.96
#22 - Kolodziej, Officer D.	17,107	1,565.75	\$4,704.70	10.93
#17 - Moffitt, Officer M.	15,097	1,583.99	\$4,741.75	9.53
#20 - Oszust, Officer D.	3,157	323.40	\$1,105.32	9.76
#21 - Rybicki, Officer D.	10,850	914.38	\$2,709.92	11.87
#18 - Schreiber, Officer L.	13,715	1,072.24	\$3,242.35	12.79
#13 - Sidenbender, SRO B.	7,438	791.27	\$2,381.89	9.40
#16 - Stamate, Officer N.	8,751	781.74	\$2,333.59	11.19
#24 - Wortsman, Officer D.	4,124	283.77	\$830.12	14.53
#23 - Zuzich, Officer L.	21,640	1,711.77	\$5,170.09	12.64
#25 (#19 until 08/13)	1,123	86.25	\$253.18	13.02
Unit #30	9,200	865.12	\$2,604.34	10.63
Unit #31	1,783	170.27	\$518.34	10.47
Unit #32	8,828	839.91	\$2,544.33	10.51
Unit #70	1,470	119.22	\$358.12	12.33
Unit #6 (06/13 became Unit #15)	1,005	74.50	\$236.85	13.49
Unit #5	0	0.00	\$0.00	0.00
Unit T110	229	33.70	\$93.02	6.80
Command 100 - Diesel	0	0.00	\$0.00	0.00
ATV 1	52	2.10	\$7.01	24.76
ATV 2	57	3.93	\$12.04	14.50
AC#53 - Conaway, R.	5,961	520.19	\$1,552.83	11.46
YEAR 2013 TOTALS:	228,603	19,882.32	\$59,706.63	PATROL 12.20
YEAR 2012 TOTALS:	215,256	18,623.7	\$57,148.94	PATROL 11.62
YEAR 2011 TOTALS:	203,615	18,036.6	\$53,729.89	PATROL 11.54
YEAR 2010 TOTALS:	205,422	18,444.6	\$41,127.50	PATROL 11.15
YEAR 2009 TOTALS:	229,804	19,166.2	\$38,294.64	PATROL 12.11

TRAFFIC REPORT				
Officer	Year 2013 Tickets	Year 2012 Tickets	Year 2013 Warnings	Year 2012 Warnings
Sgt. D. Demeter	71	60	49	49
Sgt. M. Fryzel	20	91	4	11
Sgt. J. Turturillo	1	27	0	1
Cpl. J. Dahlin	122	138	2	6
Cpl. T. Gardenhire	68	45	3	16
Cpl. D. Poston (Retired 03/12)	0	14	0	2
Ofc. S. Rudzinski	162	156	0	1
Ofc. S. Adams	330	338	29	30
Ofc. E. Andersen	211	233	7	5
Det. Ofc. S. Flores	2	73	0	16
Ofc. D. Kolodziej (Hired 03/23/12)	277	190	174	95
Ofc. M. Moffitt	350	179	18	35
Ofc. D. Oszust	26	46	7	2
Ofc. D. Rybicki	215	257	7	16
Ofc. L. Schreiber	149	183	120	55
Ofc. B. Sidenbender	39	129	4	10
Ofc. N. Stamate	133	153	30	11
Ofc. D. Wortsman (Hired 07/01/13)	9	0	4	0
Ofc. N. Zuzich (Hired 09/07/12)	297	111	4	2
R. Ofc. R. Caudle	0	1	8	1
R. Ofc. S. Dolan (Terminated 12-27-12)	0	9	0	8
R. Ofc. R. Fialkowski	0	0	4	0
R. Ofc. J. O'Leary	0	1	0	0
R. Ofc. S. Ross	1	0	2	3
R. Ofc. T. Smith	27	13	17	18
R. Ofc. R. Swets	74	77	32	36
R. Ofc. M. Wolff	2	0	6	5
R. Ofc. C. Wroe	0	0	1	0
TOTAL:	2586	2524	532	434
TOTAL AFTER SUBTRACTING HIGHLIGHTED NUMBERS:	2390	2245	409	302

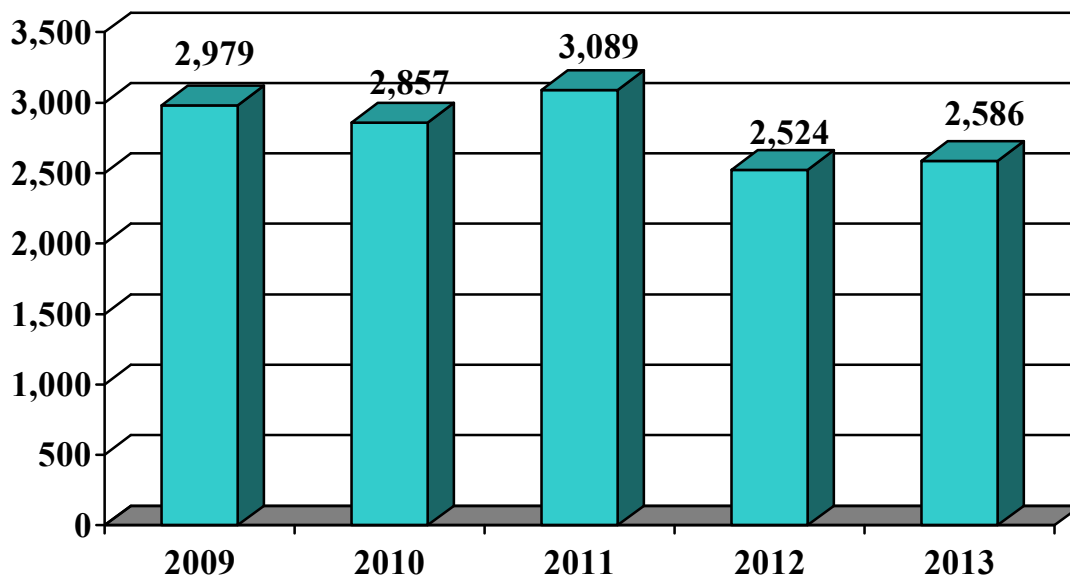
YEARLY AVERAGE PER FULL-TIME PATROL OFFICER

[The numbers highlighted in yellow in the Traffic Report were deducted from the year-end totals and then divided by the number 15 (Year 2013) and the number 15 (Year 2012) to provide an average for full-time patrol officer.]

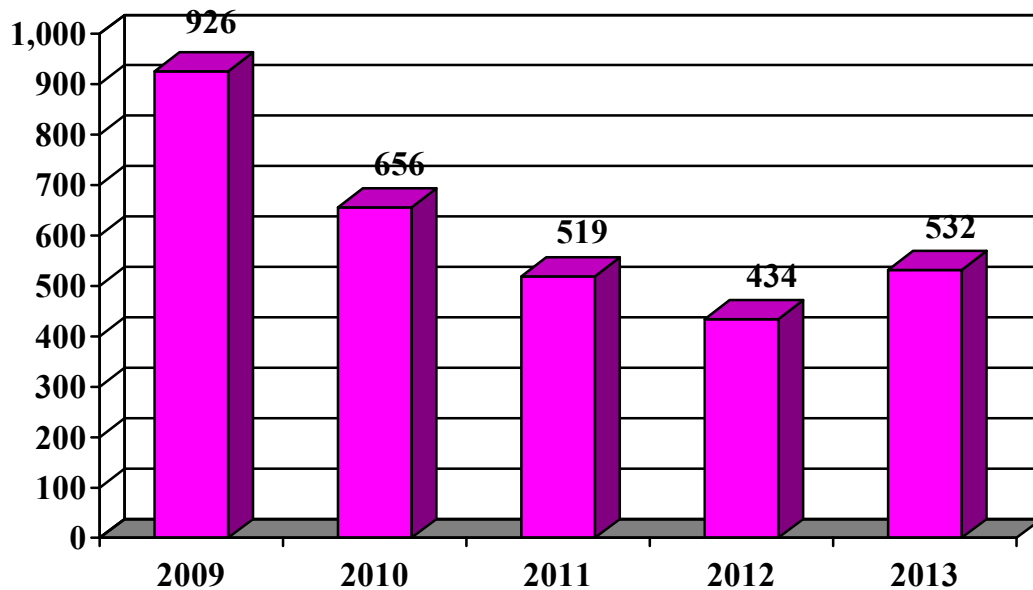
	2013	2012
Tickets	160	150
Warnings	28	21

TOTAL VIOLATIONS / WARNINGS					
	2009	2010	2011	2012	2013
Traffic / Parking Violations	2979	2857	3089	2524	2586
Written Warnings	926	656	519	434	532

TRAFFIC / PARKING VIOLATIONS -- 2009 – 2013



WRITTEN WARNINGS -- 2009 – 2013



TRAFFIC CITATION TIME ANALYSIS – 01/01/2013 TO 12/31/2013

TRAFFIC WARNING TIME ANALYSIS – 01/01/2013 TO 12/31/2013

RACIAL PROFILING REPORT BY OFFICER AND DEMOGRAPHIC ANALYSIS OF PERSONS CITED 01/01/2013 TO 12/31/2013 (Total Persons Cited – Duty, Grant, Animal Control and Code Enforcement)								
Officer	Total # Persons Cited	Male	Female	Unk	Race / Age	Male	Female	Unk
Adams, S.	617	353	262	2	No Entry	50	46	2
					Asian	1	2	0
					Black	14	10	0
					Indian	1	0	0
					White/Hispanic/La	18	5	0
					Unknown	8	7	0
					White	261	192	0
					1 to 18	42	18	1
					19 to 25	93	55	0
					26 to 50	160	150	1
51 and over	58	39	0					
Andersen, E.	306	195	107	4	No Entry	30	30	4
					Black	6	4	0
					White/Hispanic/La	13	7	0
					Unknown	3	0	0
					White	143	66	0
					1 to 18	13	3	0
					19 to 25	36	20	0
					26 to 50	116	68	0
					51 and over	30	16	0
					Unknown	0	0	4
Cadle, D.	0	0	0	0		0	0	0
Conaway, R. Animal Control	57	33	23	1	No Entry	1	3	1
					White/Hispanic/La	1	2	0
					White	31	18	0
					19 to 25	1	3	0
					26 to 50	24	15	0
					51 and over	8	5	0
Unknown	0	0	1					
Dahlin, J.	122	96	26	0	No Entry	20	2	0
					Black	3	2	0
					White/Hispanic/La	10	1	0
					Multiracial	1	0	0
					Unknown	0	1	0
					White	62	20	0
					1 to 18	9	1	0
					19 to 25	27	7	0
					26 to 50	49	15	0
51 and over	11	3	0					
Demeter, D.	71	39	31	1	No Entry	5	9	1

RACIAL PROFILING REPORT BY OFFICER AND DEMOGRAPHIC ANALYSIS OF PERSONS CITED 01/01/2013 TO 12/31/2013 (Total Persons Cited – Duty, Grant, Animal Control and Code Enforcement)								
Officer	Total # Persons Cited	Male	Female	Unk	Race / Age	Male	Female	Unk
					Black	0	1	0
					White/Hispanic/La	2	6	0
					Unknown	1	0	0
					White	31	15	0
					1 to 18	4	6	0
					19 to 25	11	4	0
					26 to 50	14	19	0
					51 and over	10	2	0
					Unknown	0	0	1
Fialkowski, R.	0	0	0	0		0	0	0
Flores, S.	3	2	1	0	White	2	1	0
					1 to 18	1	1	0
					19 to 25	0	0	0
					26 to 50	1	0	0
					51 and over	0	0	0
Fryzel, M.	408	273	127	8	No Entry	50	21	8
					Asian	1	1	0
					Black	8	4	0
					White/Hispanic/La	5	6	0
					Unknown	4	2	0
					White	205	93	0
					1 to 18	8	3	0
					19 to 25	51	23	0
					26 to 50	144	76	0
					51 and over	70	25	0
					Unknown	0	0	8
Gardenhire, T.	393	245	143	5	No Entry	42	30	5
					Asian	1	0	0
					Black	5	5	0
					Indian	0	1	0
					White/Hispanic/La	10	3	0
					India Native	0	1	0
					Unknown	1	2	0
					White	186	101	0
					1 to 18	3	2	0
					19 to 25	43	18	0
					26 to 50	140	89	0
					51 and over	58	34	0
					Unknown	1	0	5
Kolodziej, D.	353	231	121	1	No Entry	15	20	1
					Asian	0	2	0

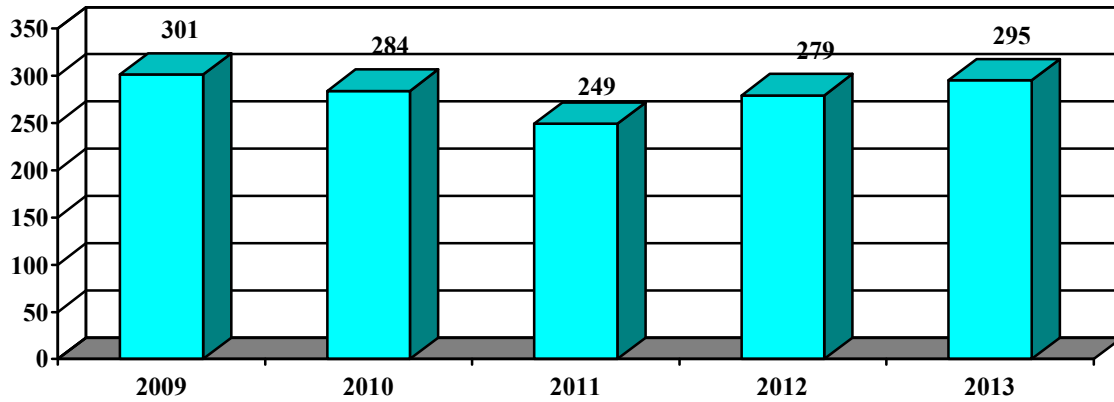
RACIAL PROFILING REPORT BY OFFICER AND DEMOGRAPHIC ANALYSIS OF PERSONS CITED 01/01/2013 TO 12/31/2013 (Total Persons Cited – Duty, Grant, Animal Control and Code Enforcement)								
Officer	Total # Persons Cited	Male	Female	Unk	Race / Age	Male	Female	Unk
					Black	0	7	0
					Indian	0	1	0
					White/Hispanic/La	29	5	0
					India Native	1	0	0
					Unknown	4	2	0
					White	182	84	0
					1 to 18	23	7	0
					19 to 25	56	25	0
					26 to 50	125	65	0
					51 and over	27	24	0
					Unknown	0	0	1
Mainwaring, J. Code Enforcement	167	70	13	84	No Entry	6	3	84
					Black	1	1	0
					White/Hispanic/La	0	1	0
					White	63	8	0
					19 to 25	1	1	0
					26 to 50	34	9	1
					51 and over	33	2	0
					Unknown	2	1	83
Moffitt, M.	662	463	199	0	No Entry	47	30	0
					Asian	2	3	0
					Black	9	7	0
					White/Hispanic/La	34	14	0
					Multiracial	1	0	0
					Unknown	7	2	0
					White	363	143	0
					1 to 18	43	15	0
					19 to 25	155	75	0
					26 to 50	227	92	0
					51 and over	38	17	0
O'Leary, J.	0	0	0	0		0	0	0
Oszust, D.	64	49	15	0	No Entry	7	2	0
					Black	1	2	0
					White/Hispanic/La	3	0	0
					White	38	11	0
					1 to 18	5	0	0
					19 to 25	16	5	0
					26 to 50	26	8	0
					51 and over	2	2	0
Ross, S.	1	1	0	0	White	1	0	0
					26 to 50	1	0	0

RACIAL PROFILING REPORT BY OFFICER AND DEMOGRAPHIC ANALYSIS OF PERSONS CITED 01/01/2013 TO 12/31/2013 (Total Persons Cited – Duty, Grant, Animal Control and Code Enforcement)								
Officer	Total # Persons Cited	Male	Female	Unk	Race / Age	Male	Female	Unk
Rudzinski, S.	162	114	46	2	No Entry	10	8	2
					Asian	1	0	0
					Black	6	0	0
					White/Hispanic/La	11	4	0
					Multiracial	2	0	0
					Unknown	2	0	0
					White	82	34	0
					1 to 18	6	2	0
					19 to 25	27	11	0
					26 to 50	67	27	0
					51 and over	14	6	0
Unknown	0	0	2					
Rybicki, D.	252	160	92	0	No Entry	12	13	0
					Asian	3	0	0
					Black	7	8	0
					Indian	1	0	
					White/Hispanic/La	22	10	0
					Unknown	3	1	0
					White	112	60	0
					1 to 18	19	8	0
					19 to 25	45	27	0
					26 to 50	76	49	0
51 and over	20	8	0					
Schreiber, L.	150	71	78	1	No Entry	12	13	1
					Black	1	4	0
					White/Hispanic/La	3	5	0
					Unknown	1	1	0
					White	54	55	0
					1 to 18	7	7	0
					19 to 25	21	7	0
					26 to 50	33	50	0
					51 and over	10	14	0
					Unknown	0	0	1
Sidenbender, B.	41	30	10	1	No Entry	3	2	1
					Black	2	0	0
					White/Hispanic/La	3	0	0
					White	22	8	0

RACIAL PROFILING REPORT BY OFFICER AND DEMOGRAPHIC ANALYSIS OF PERSONS CITED 01/01/2013 TO 12/31/2013 (Total Persons Cited – Duty, Grant, Animal Control and Code Enforcement)								
Officer	Total # Persons Cited	Male	Female	Unk	Race / Age	Male	Female	Unk
					1 to 18	6	2	0
					19 to 25	8	5	0
					26 to 50	14	3	0
					51 and over	2	0	0
					Unknown	0	0	1
Smith, T.	27	19	7	1	No Entry	2	2	1
					Black	2	0	0
					White/Hispanic/La	1	1	0
					White	14	4	0
					1 to 18	1	0	0
					19 to 25	4	1	0
					26 to 50	7	6	0
					51 and over	7	0	0
					Unknown	0	0	1
Stamate, N.	134	63	65	6	No Entry	5	16	6
					Black	3	2	0
					White/Hispanic/La	0	1	0
					Unknown	3	2	0
					White	52	44	0
					1 to 18	5	3	0
					19 to 25	20	26	0
					26 to 50	26	28	0
					51 and over	12	8	0
					Unknown	0	0	6
Swets, R.	80	53	26	1	No Entry	9	7	1
					Black	3	0	0
					Indian	1	0	0
					White/Hispanic/La	4	0	0
					Unknown	1	0	0
					White	35	19	0
					1 to 18	9	3	0
					19 to 25	23	5	0
					26 to 50	17	16	0
					51 and over	4	2	0
					Unknown	0	0	1
Turturillo, J.	1	0	1	0	White	0	1	0
					51 and over	0	1	0
Wolff, M.	2	2	0	0	White	2	0	0
					26 to 50	1	0	0
					51 and over	1	0	0
Wortsman, D.	9	6	3	0	No Entry	1	0	0

RACIAL PROFILING REPORT BY OFFICER AND DEMOGRAPHIC ANALYSIS OF PERSONS CITED 01/01/2013 TO 12/31/2013 (Total Persons Cited – Duty, Grant, Animal Control and Code Enforcement)								
Officer	Total # Persons Cited	Male	Female	Unk	Race / Age	Male	Female	Unk
					Black	0	1	0
					Unknown	0	1	0
					White	5	1	0
					1 to 18	2	0	0
					19 to 25	1	1	0
					26 to 50	2	1	0
					51 and over	1	1	0
Wroe, C.	0	0	0	0		0	0	0

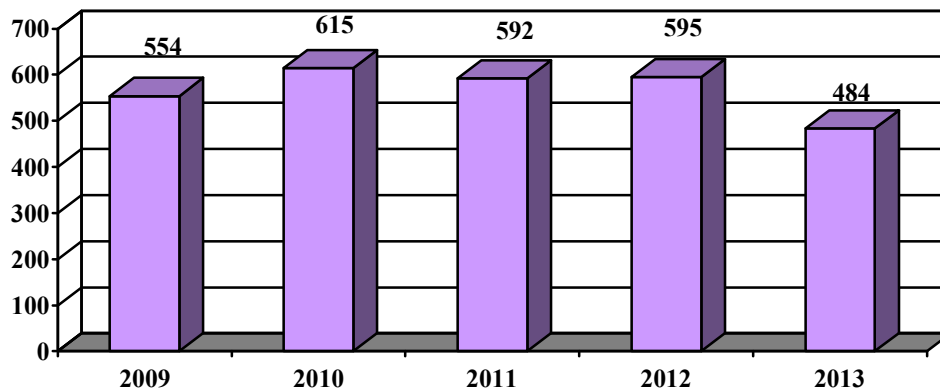
TOTAL ADULT ARREST RECORD					
	2009	2010	2011	2012	2013
Misdemeanor / Felony Arrests	301	284	249	279	295



TOTAL ADULT OFFICER ARRESTS		
OFFICER	2013	2012
Sgt. D. Demeter	6	10
Sgt. M. Fryzel	0	0
Sgt. J. Turturillo	0	7
Cpl. J. Dahlin	14	17
Cpl. T. Gardenhire	5	2
Cpl. D. Poston (Retired 03-04-2012)	0	2
Cpl. S. Rudzinski	12	12
Ofc. S. Adams	24	23
Ofc. E. Andersen	4	0
Det. S. Flores	5	14
Ofc. D. Kolodziej (Hired 03-23-12)	48	29
Ofc. M. Moffitt	56	36
Ofc. D. Oszust	7	15
Ofc. D. Rybicki	42	69
Ofc. L. Schreiber	9	15
Ofc. B. Sidenbender	5	8
Ofc. N. Stamate	10	7
Ofc. D. Wortsman (Hired 07-01-13)	0	0
Ofc. L. Zuzich (Hired 09-07-2012)	47	11
Reserve Ofc. D. Caudle	0	2
Reserve Ofc. R. Conaway	0	0
Reserve Ofc. R. Fialkowski	0	0
Reserve Ofc. J. O'Leary	0	0
Reserve Ofc. P. O'Neill	0	0
Reserve Ofc. T. Smith	0	0
Reserve Ofc. M. Wolff	0	0
Reserve Ofc. C. Wroe	0	0
TOTAL ADULT ARRESTS	295	279

REPORTED CRIMES BY TYPE					
YEARS 2009 – 2013					
TYPE OF CRIME	2009	2010	2011	2012	2013
Alcohol Offenses / Minor Consumption (Including DUI)	93	94	89	84	89
Arson	0	0	0	0	0
Arson – Attempted	0	0	0	0	0
Auto Theft	9	3	9	6	2
Auto Theft – Attempted	4	0	1	4	3
Battery / Assault	21	16	23	22	16
Burglary	11	8	23	14	14
Burglary – Attempted	1	2	2	3	4
Child Abuse / Neglect	2	4	1	1	1
Computer Tampering	0	0	1	0	0
Criminal Mischief	101	116	85	104	75
Criminal Recklessness	1	1	1	2	0
Disorderly Conduct	6	2	5	1	2
Domestic Battery / Violence	46	42	40	60	60
Drugs / Controlled Substance Problem	27	37	30	36	36
Forgery	0	0	1	0	0
Fraud / Identity Theft / Check Deception	19	32	37	32	35
Harassment / Harassment TX	31	46	47	64	16
Homicide	0	0	0	0	0
Homicide – Attempted	0	0	2	0	0
Intimidation	14	11	15	11	12
Invasion of Privacy	2	6	2	1	7
Loitering	0	0	1	0	0
Pornography / Obscene Material	0	0	1	0	0
Public Indecency	0	0	0	0	0
Public Intoxication	10	13	4	10	8
Rape	0	0	0	0	0
Resisting Law Enforcement	8	6	10	6	4
Robbery	1	1	1	1	0
Sexual Battery	1	0	0	1	0
Sexual Offense	1	2	4	3	1
Suicide	0	0	3	0	2
Suicide – Attempted	0	2	3	7	9
Theft (Conversion)	110	147	135	105	64
Theft – Attempted	3	4	4	4	3
Trespassing	15	17	8	9	9
Weapon Offense	7	4	4	4	12
TOTALS	554 Down ↓ 7% Over 2008	615 Up ↑ 11% over 2009	592 Down ↓ 3.6% over 2010	595 No Change over 2011	484 Down ↓ 18.6% over 2012

TOTAL REPORTED CRIMES -- 2009 – 2013



YEAR 2013 TOTAL INCIDENT BY TYPES	YEAR 2013 TOTAL
911 Hang-up	55
911 Hang-up with Open Line	14
911 Misdialed	13
Abandoned Vehicle	11
Agency Assist	621
Alarm	599
Alcohol Offense	9
Ambulance Call / Medical Emergency	66
Animal Bite/Dog Bite	11
Animal Call	347
Arson	0
Assault	0
Assault with Firearm	0
Assault with a Knife	0
Assist Motorist	27
Attempt Theft Vehicle	0
Attempt to Locate	1
Attempted Burglary	1
Attempted Rape	0
Bad Check	0
Battery	16
Bomb Threat/Attack	0
Burglary	14
Burglary - Attempt	4
Child Abuse or Neglect	1
Child Seat Inspection	26
Citizen Assist	45
Citizen Dispute	9

YEAR 2013 TOTAL INCIDENT BY TYPES	YEAR 2013 TOTAL
Civil Matter	28
Commitment - Emergency	1
Computer Tampering	0
Conversion	7
Criminal Mischief / Vandalism	75
Criminal Recklessness	0
Crossing Guard Detail	14
Curfew	0
Custodial Interference	14
Damage Property	0
Death Investigation / Dead Body	4
Deliver Message	5
Depriving Owner of Vehicle	0
Disabled Vehicle	115
Disaster	0
Disorderly Conduct	2
Disturbance	58
Domestic Battery w/o a Weapon	11
Domestic Disturbance	49
Domestic w/Weapon	0
Drive Off	0
Driving Complaint	190
Drowning	0
Drugs /Controlled Substance Problem	36
DUI	80
Environmental Inspection / Hazard	0
Escort	244
Extra Patrol	576
Fail to Reg Sex Offender	0
False Report	0
Family Disturbance	0
Family Fight	0
Fatal Accident	0
Fight	6
Fingerprint	41
Fire Dispatch	33
Fire Vehicle – Car Fire	0
Firearms Permit Application	71
Fireworks	31
Forgery	0
Found Property	24
Fraud	30
Funeral Escort	66
Gambling	0

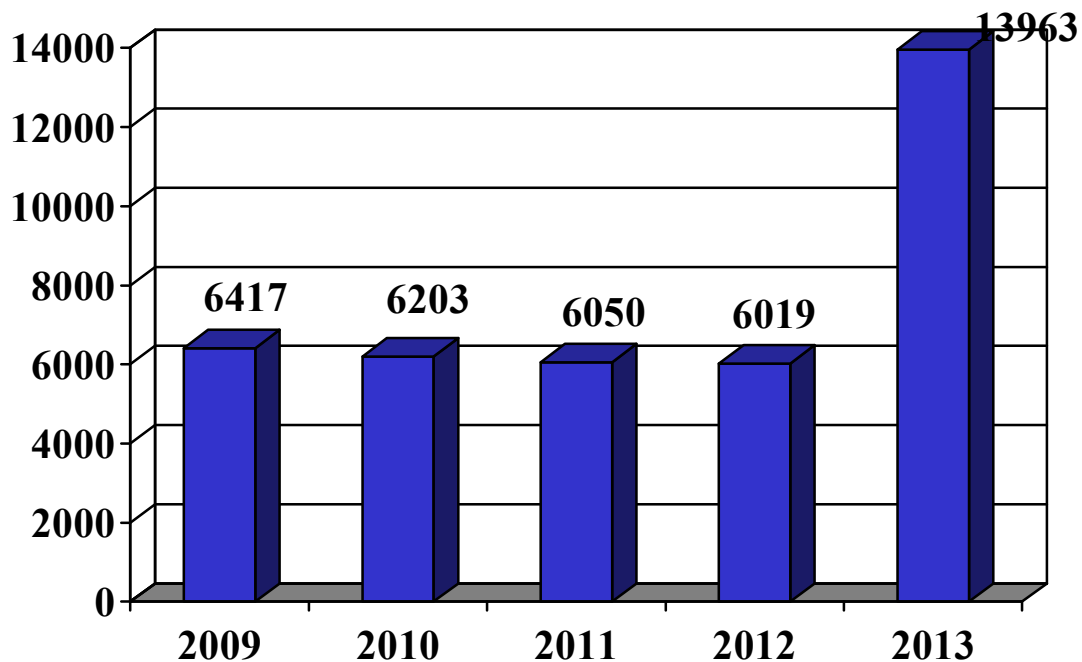
YEAR 2013 TOTAL INCIDENT BY TYPES	YEAR 2013 TOTAL
Harassment	8
Harassing Communications	16
Hazmat – Haz. Mat. Spill	0
Hit & Run Accident	42
Homicide	0
Hunting Complaint	2
Identity Theft	5
Illegal Dumping	3
Impounded Vehicle	0
Information	244
Injured Person	0
Intimidation	12
Intoxication	8
Invasion of Privacy	7
Juvenile Molestation	0
Juvenile Problem	73
K9 Usage	0
Littering	0
Lockout (Including Vehicle Lockouts)	81
Loitering	0
Lost or Stolen Property	18
Loud Music / Party	37
Man With Gun	0
Mental	0
Miscellaneous	6
Missing Person	5
Non-Sufficient Funds Check	0
Off Road Vehicle	25
Open Burning	5
Ordinance Violation	41
Overdose	1
Panhandling	3
Parking Problem	56
Patrol Notification (Open Garage Doors, Dome Lights, Etc)	109
PD Accident	332
PI Accident	45
Pornography	0
Premise Check	0
Probation Violation	0
Property Damage	53
Protection Order Violation	0
Prowler	0
Public Indecency	0
Railroad Problem	0

YEAR 2013 TOTAL INCIDENT BY TYPES	YEAR 2013 TOTAL
Rape	0
Reckless Driving	19
Recovered Stolen Property	3
Recovered Stolen Vehicle	0
Repossession	12
Residential Entry	0
Resisting / Interfering with Officer	4
Restraining Order Violation	0
Road Blockage	2
Robbery	0
Runaway Juvenile	3
Search Warrant	0
Sex Offense	1
Sexual Battery	0
Shots Fired	4
Soliciting	39
Special Detail	1
Suicide	2
Suicide - Attempt	9
Suspicious Incident	178
Suspicious Person	110
Suspicious Vehicle	233
Tactical	3
Theft	64
Theft – Attempt	3
Theft from Vehicle	42
Theft Vehicle Other – Tractor, Bobcat, Trailers, Etc.	1
Theft – Automobile	2
Theft – Motorcycle	0
Theft – Truck / Bus	0
Theft – Vehicle Parts	0
Threatening	7
Traffic Hazard	64
Traffic Offense	112
Traffic Stop	6,562
Trespassing	9
Unauthorized Control	1
Unsecure Premise	35
Unwanted Party	23
Utility Problem	21
Vacation Check	1,070
Vehicle Pursuit	1
Vicious Animal	0

YEAR 2013 TOTAL INCIDENT BY TYPES	YEAR 2013 TOTAL
VIN Inspection	212
Visiting A Common Nuisance	0
Voyeurism	1
Warrant Served	43
Weapon Discharge	0
Weapon Offense	12
Welfare Check	117
TOTALS:	13,963

TOTAL NUMBER INCIDENTS -- 2009 – 2013					
	2009	2010	2011	2012	2013
Total Number of Incidents	6417	6203	6050	6019	13,963

TOTAL INCIDENTS – 2009 – 2013



INVESTIGATIONS DIVISION – YEAR 2013

In 2013, the St. John Police Department Investigations Division was assigned 108 total cases. Of those total cases, 40 resulted in criminal charges being filed on a suspect(s) with the Lake County Prosecutor's

Office, and 7 suspects being arrested. This relates to 43% of the total cases that were assigned to the Investigations Division were closed by either charges being filed and/or actual arrests of the suspects involved in the crimes. Of the 108 total cases, 85 of them were cases where actual criminal acts of some type were committed by a suspect(s). Of the 85 cases, 55% of those were cases where either charges were filed and/or an actual arrest was made. Several cases assigned to the Investigations Division were resolved by the investigators where criminal charges were unwarranted. In 2012, the Investigations Division was assigned 117 total cases.

YEAR 2013 INVESTIGATIONS DIVISION REPORT			
CATEGORIES	TOTAL CASES ASSIGNED TO INVESTIGATIONS YEAR 2013	TOTAL CHARGES FILED BY INVESTIGATIONS YEAR 2013	TOTAL ARRESTS MADE BY INVESTIGATIONS YEAR 2013
Assist other Department	8	0	0
Attempted Murder	0	0	0
Battery	5	2	0
Battery On Law Enforcement	0	0	0
Burglary	10	1	0
Child Molesting	0	0	0
Civil Matter	2	0	0
Controlled Substance Possession/Sale	0	0	0
Conversion	5	6	0
Criminal Mischief	17	8	0
Criminal Recklessness	0	0	0
Criminal Trespass	1	0	0
Dealing in a Cont. Substance	1	0	0
Death Investigation	2	0	0
Domestic Battery	3	1	0
Extra Patrol	0	0	0
False Reporting	0	0	0
Found Property	1	0	0
Fraud / Identity Theft	8	2	0
Harassment	2	0	0
Illegal Possession of Alcohol	0	0	0
Information	8	0	0
Interference w/Reporting Crime	0	0	0
Intimidation	5	1	0
Invasion of Privacy	1	1	0
Leaving the Scene	2	0	0
Missing Person	0	0	0
Obscene Material	0	0	0
Poss of Controlled Substance	0	0	0
Poss of Marijuana/Hashish	1	0	0
Poss of Paraphernalia	0	0	0
Possession Cocaine/Narcotic	0	0	0

YEAR 2013 INVESTIGATIONS DIVISION REPORT			
CATEGORIES	TOTAL CASES ASSIGNED TO INVESTIGATIONS YEAR 2013	TOTAL CHARGES FILED BY INVESTIGATIONS YEAR 2013	TOTAL ARRESTS MADE BY INVESTIGATIONS YEAR 2013
Possession of Alcohol Minor	0	0	0
Public Indecency	0	0	0
Public Intoxication	0	0	0
Refusal to Identify	0	0	0
Resisting Law Enforcement	0	0	0
Robbery	0	0	0
Sex Offense	1	2	1
Theft/Receiving Stolen Prop	23	15	6
Threatening	0	0	0
Transfer to Other Agency	1	0	0
Visiting a Common Nuisance	0	0	0
Warrant	1	1	0
Weapons Offense	0	0	0
Totals:	108	40	7

TOTAL TRAFFIC CRASHES -- 2009 – 2013					
	2009	2010	2011	2012	2013
Total Number of Crashes	215	214	220	184	216
Total Number With Injuries	46	51	67	45	45
Total Number of Fatalities	0	0	0	1	0

Years 2009 thru 2011 indicate accidents wherein a State Crash Report was filed. These years' numbers do not include any Property Damage Accidents with damage under \$1000.00.

TOTAL TOWS PER TOW FIRM – 2009 – 2013					
	2009	2010	2011	2012	2013
Emerald Towing (Heavy Wrecker)	0	0	1	1	2
Kubiak's Towing	122	97	84	60	59

St. John Auto	131	108	99	102	103
Stan's Towing	146	136	149	282	156
TOTAL NUMBER OF TOWS PER YEAR:	399	341	333	445	320

ANNUAL TRAINING REPORT – YEAR 2013		
OFFICER	RANK	TOTAL HOURS OF TRAINING
Frego, Fred A.	Chief	28.5
Demeter, David J.	Sergeant	27.5
Fryzel, Michael S.	Sergeant	25.5
Turturillo, James	Sergeant	61.0
Dahlin, Jay L.	Corporal	35.5
Gardenhire, Timothy R.	Corporal	114.0
Rudzinski, Steven L.	Corporal	57.5
Adams, Shane L.	Officer	128.5
Andersen, Eric J.	Officer	24.25
Flores, Steven	Detective	57.5
Kolodziej, Daniel S.	Officer	24.5
Moffitt, Michael D.	Officer	43.5
Oszust, David M.	Officer	35.0
Rybicki, David L.	Officer	26.5
Schreiber, Luke M.	Officer	84.0
Sidenbender, Brett J.	Officer	78.0
Stamate, Nicholas M.	Officer	26.0
Wortsman, David A.	Officer	688.0
Zuzich, Lucas H.	Officer	39.5
Caudle, Daniel J.	Reserve Officer	18.5
Conaway, Richard H.	Reserve Officer	0.0
Fialkowski, Richard L.	Reserve Officer	16.0
O'Leary, Joseph W.	Reserve Officer	17.0
Ross, Steven S.	Reserve Officer	22.0
Smith, Timothy A.	Reserve Officer	4.0
Swets, Ronald S.	Reserve Officer	45.0
Wolff, Mathew A.	Reserve Officer	22.0
Wroe, Clifford S.	Reserve Officer	20.5
Case, Linda	Dispatcher	2.0
Gorcos, Joan M.	Administrative Assistant	0.0

ANNUAL TRAINING REPORT – YEAR 2013		
OFFICER	RANK	TOTAL HOURS OF TRAINING
Luketic, Beth A.	Dispatcher	0.0
Macak, Pamela F.	Dispatcher	2.0
Rudzinski, Donna	Dispatcher	2.0
Wroe, Clifford	Dispatcher	0.0
Basaldua, Nicole	Dispatcher – Part-Time	0.0
Cooper, Krista	Dispatcher – Part-Time	0.0
TOTAL HOURS OF TRAINING FOR YEAR 2013:		1769.75

ST. JOHN ANIMAL CONTROL YEAR END REPORT		
	2012	2013
TOTAL NUMBER OF ANIMAL RELATED CALLS:	390	358
TOTAL NUMBER OF ANIMAL RELATED CALLS HANDLED BY AC OFFICER:	216	226
TOTAL NUMBER OF DUTY MILES LOGGED BY ANIMAL CONTROL OFFICER:	5,275	5,771
TOTAL NUMBER OF CITATIONS ISSUED:	66	74
TOTAL NUMBER OF WARNINGS ISSUED:	52	139
TOTAL NUMBER OF ANIMAL/DOG BITE CASES:	9	11
ADDITIONAL YEAR 2013 STATISTICS		
	2012	2013
Number of Stray/Lost/Abandoned Dogs:	86	63
Number of Stray/Lost/Abandoned Dogs Returned to Owners:	76	59
Number of Stray/Lost/Abandoned Cats:	10	8
Number of Stray/Abandoned Cats Returned to Owners:	1	0
Number of Lost and Returned Pot Bellied Pigs:	1	1
Number of Animal Adoptions – Cats:	1	2
Number of Animal Adoptions – Dogs:	5	2
Euthanizations:		
Feral Cats:	1	9
Sick/Injured Cats:	7	3
Vicious Dogs (Euthanized at owner's request):	2	0
Unadoptable Dogs:	5	1
Numerous other Animal Related Calls Involving Trapped, Captured or Removed Animals from Homes and Properties in Town that were either Relocated or Euthanized (when necessary) included Wild Animals (including raccoons, squirrels, chipmunks, bats, birds, snakes, goats, racing pigeon, turtles, and various types of birds).		
Dead Animals:	75	90
OTHER DUTIES HANDLED BY ANIMAL CONTROL OFFICER DURING YEAR 2013		
Maintenance of Animal Control Facility		
Maintenance at the Public Safety Facility (fountain, lawn, flowers and sidewalks)		
Provided Police Presence/Obligation at the Safety Village for both the Spring and Fall Terms		
Educated St. John Residents on ways to Prevent or take care of Certain Animal Related Problems		